

SPECIFICATIONS



Features/Benefits

- Diverter on Valve
- Requires Gerber Treysta® Rough-In, G00GS55 Series with Diverter On Valve, Sold Separately
- Includes Treysta® Ceramic Disc Pressure Balance Cartridge
- 15" Metal Shower Arm, D481144 (D510044LSTC Only)
- D606725 Tub Spout (D510044LSTC Only)
- Finish-Matched Deep Wall Kit, D113001, Sold Separately
- Finish-Matched Shallow Wall Kit, GA663B11, Sold Separately

Available Color/Finishes

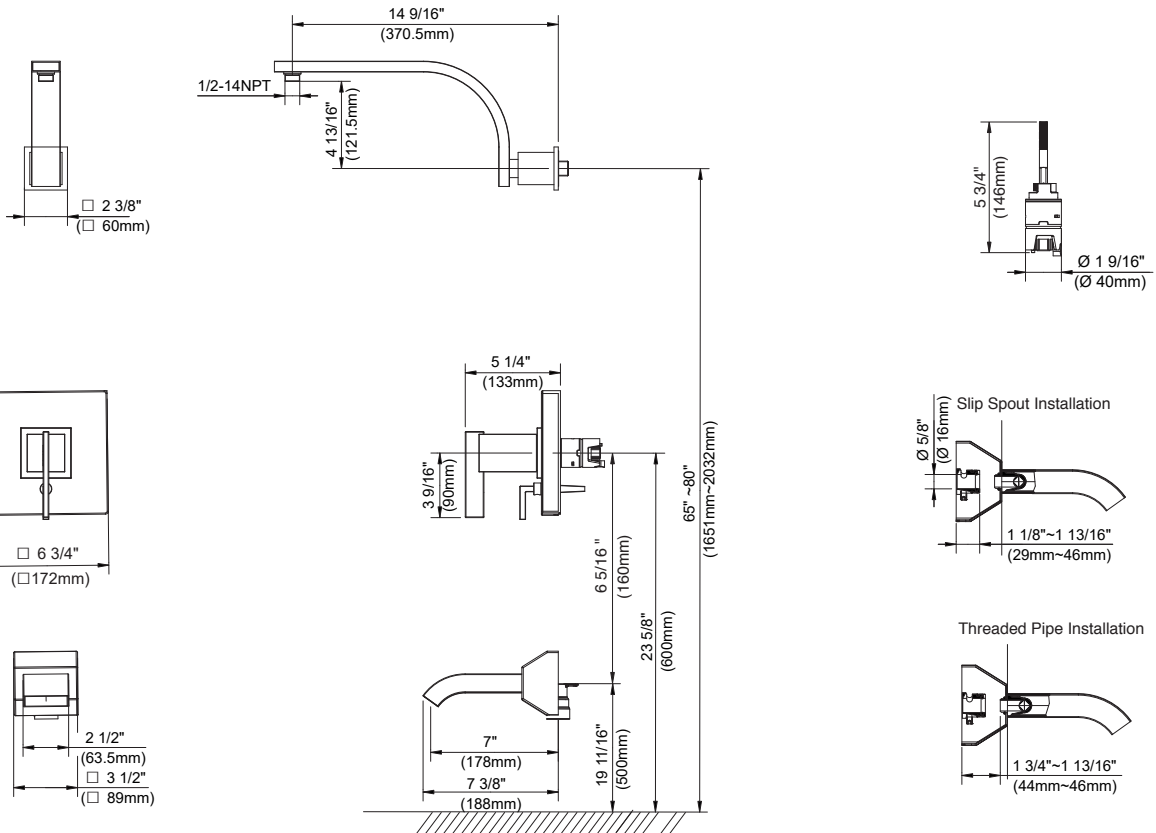
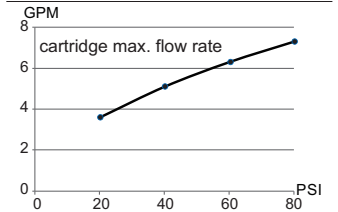
Color tiles intended for reference only.

Color	Code	Description
		Chrome
	BN	Brushed Nickel

Standards & Certifications

ASME A112.18.1/CSA B125.1
ADA for lever handle control

Flow Rate



Submittal Information:

Name: _____ Contractor: _____
 Location: _____ Contact #: _____

CARACTÉRISTIQUES



Caractéristiques et avantages

- Inverseur sur la soupape
- Nécessite la plomberie brute Treysta® de Gerber de la série G00GS55 avec inverseur, vendue séparément
- Cartouche d'équilibrage de pression à disque en céramique Treysta® comprise
- Bras de douche en métal de 15 po D481144 (D510044LSTC seulement)
- Bec de baignoire D606725 (D510044LSTC seulement)
- Ensemble pour murs profonds au fini assorti, vendu séparément (D113001)
- Ensemble pour murs peu profonds au fini assorti, vendu séparément (GA663B11)

Couleurs/finis offerts

Les carrés de couleur ne sont fournis qu'à titre de référence seulement.

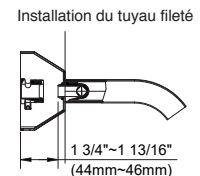
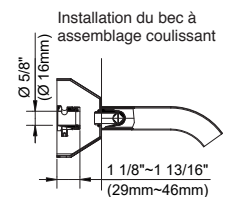
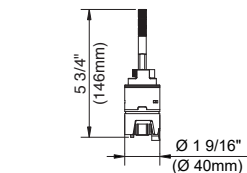
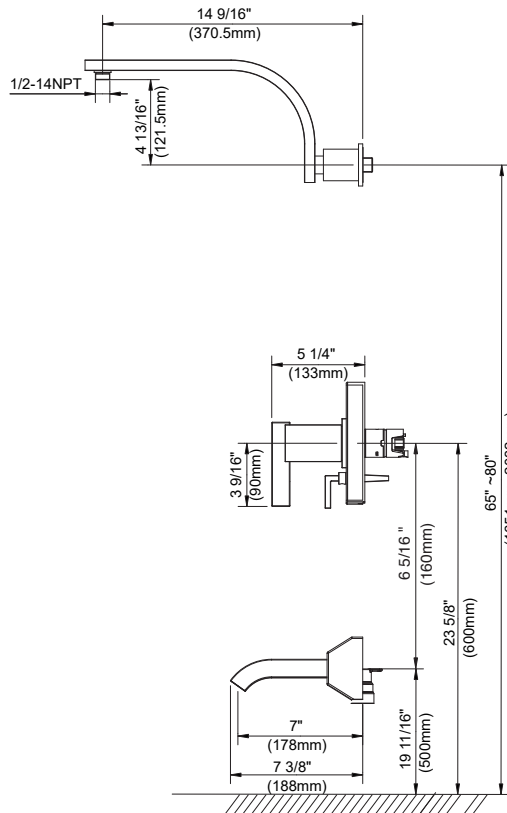
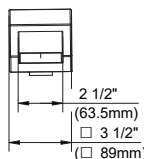
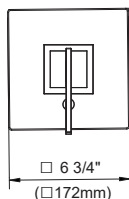
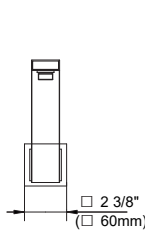
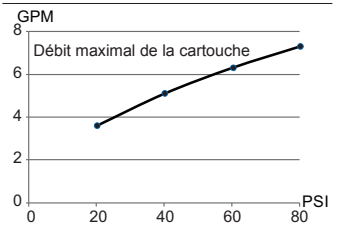
Couleur Code Description

- | | | |
|--------------------------|--------------------------|------------------|
| <input type="checkbox"/> | <input type="checkbox"/> | Chrome |
| <input type="checkbox"/> | <input type="checkbox"/> | BN Nickel Brossé |

Normes et certifications

ASME A112.18.1/CSA B125.1
Conformité aux normes de l'ADA pour le contrôle des poignées à levier

Débit



Renseignements pour la soumission :

Nom : _____
Emplacement : _____

Entrepreneur : _____
Numéro de téléphone : _____

ESPECIFICACIONES



Características/Beneficios

- Cambiador de flujo en la válvula
- Requiere empalme Treysta® de Gerber, serie G00GS55 con cambiador de flujo en la válvula, se vende por separado
- Incluye cartucho de balanceo de presión tipo disco de cerámica Treysta®
- Brazo de ducha de metal de 15", D481144 (solo D510044LSTC)
- D606725 Caño de bañera (solo D510044LSTC)
- Kit para paredes profundas con el mismo tipo de acabado, D113001, se vende por separado
- Kit para paredes de poca profundidad con el mismo tipo de acabado, GA663B11, se vende por separado

Colores/Acabados disponibles

Los cuadros de color son solo de referencia.

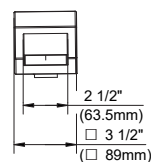
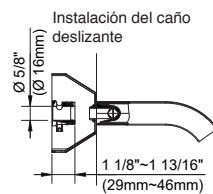
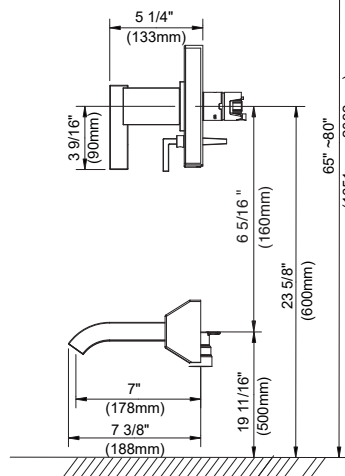
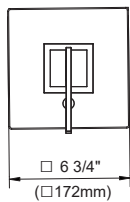
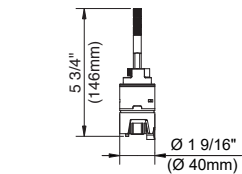
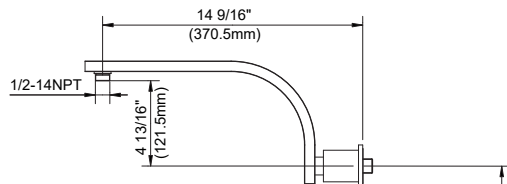
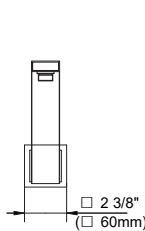
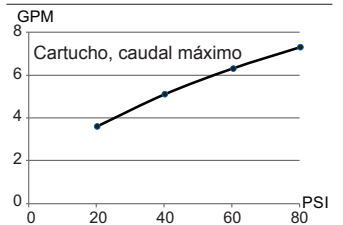
Color Código Descripción

- | | |
|--|---------------------|
| | Cromo |
| | BN Níquel Cepillado |

Estándares y certificación

ASME A112.18.1/CSA B125.1
Cumple con la ley ADA sobre el control de la manija de palanca

Caudal



Información a presentar:

Nombre: _____
Ubicación: _____

Contratista: _____
N.º de contacto: _____