


SPECIFICATIONS



Features/Benefits

- 1.75gpm (6.6 L/min) Max Flow Rate @ 80 psi (D462126)
- 2.0 gpm (7.6 L/min) Max Flow @ 80 psi (D462026)
- Single Function
- Brass Body
- Easy Clean Nozzles
- Integral Check Valve

Available Color/Finishes

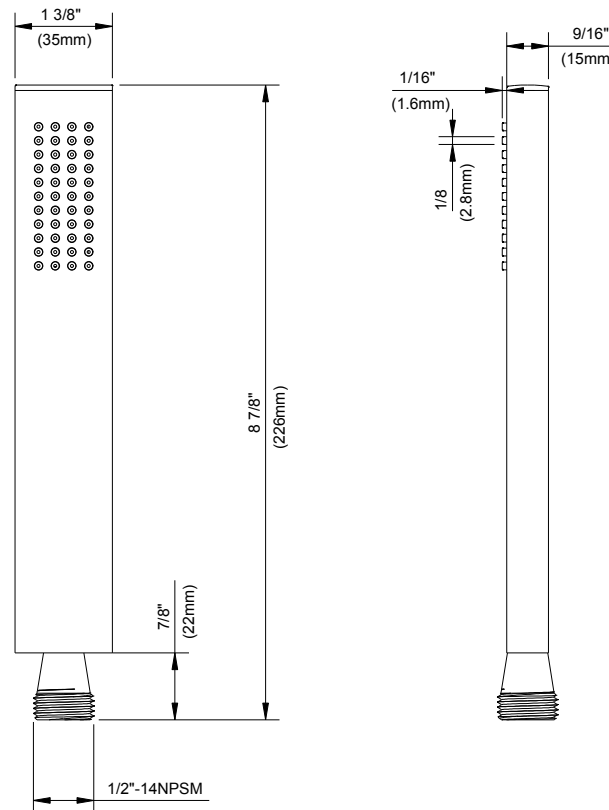
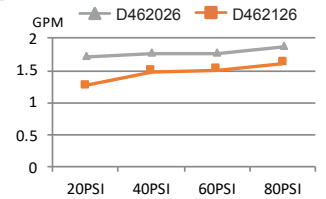
Color	Description
	Chrome

Please see gerber-us.com or current price list for available finishes. Finish is defined by additional suffix.

Standards & Certifications



Flow Rate



Submittal Information:

Name: _____
 Location: _____

Contractor: _____
 Contact #: _____