


Reinforce your safety measures.

Skylights pose an inherent risk, and the safety of others is of the utmost importance to VELUX. We have developed a number of fall protection options to fit your building's needs and enhance long-term safety.

Types of Fall Protection


Internal Safety Screens

Internal safety screens provide a cost-effective means of protecting the skylight opening during construction and long after construction is complete.



Interior Safety Screens (CRGA ICD)

Internal safety screens with $\frac{3}{16}$ " steel mesh spaced at 6" on center provides a cost effective means of protecting the skylight opening during construction, and long after construction is complete.




Interior Security Bars (CRGA BB)

$\frac{1}{2}$ " diameter steel bars welded 8" on center offer the most security and protection available. In addition, this system provides the means of protecting the skylight opening during construction and long after construction is complete.


External Safety Screens

External safety screens provide OSHA fall protection for flat roof, domed commercial skylights without damaging your skylight.



Exterior Safety Screen (CAE/STS)

External safety screens provide OSHA fall protection for Dynamic Dome commercial skylights.




Exterior Safety Screen (CAEW/CAEB)

These exterior screens are 0.19" gage welded galvanized steel mesh spaced at 4" on center and fit any new or existing unit or vault skylight. They are lightweight, easy to install, either permanently over units or as temporary protection* on construction sites.

*Must be secured to roof or curb for temporary use.


Built-In Fall Protection

Prefabricated curbs come with an impact tested security screen in a grid pattern using $\frac{3}{16}$ " cold-rolled galvanized steel rod.



Insulated Steel Curb (CCA3)

$1\frac{1}{2}$ " thick factory-insulated, double-wall, steel curb with 2" x 2" wooden nailer and $\frac{3}{16}$ " cold-rolled galvanized steel safety screens.



Field Insulated Steel Curb (CCA6)

$1\frac{1}{2}$ " thick $\frac{3}{4}$ " field-insulated, single-wall, steel curb with 2" x 2" pressure-treated nailer and $\frac{3}{16}$ " cold-rolled galvanized steel safety screens.