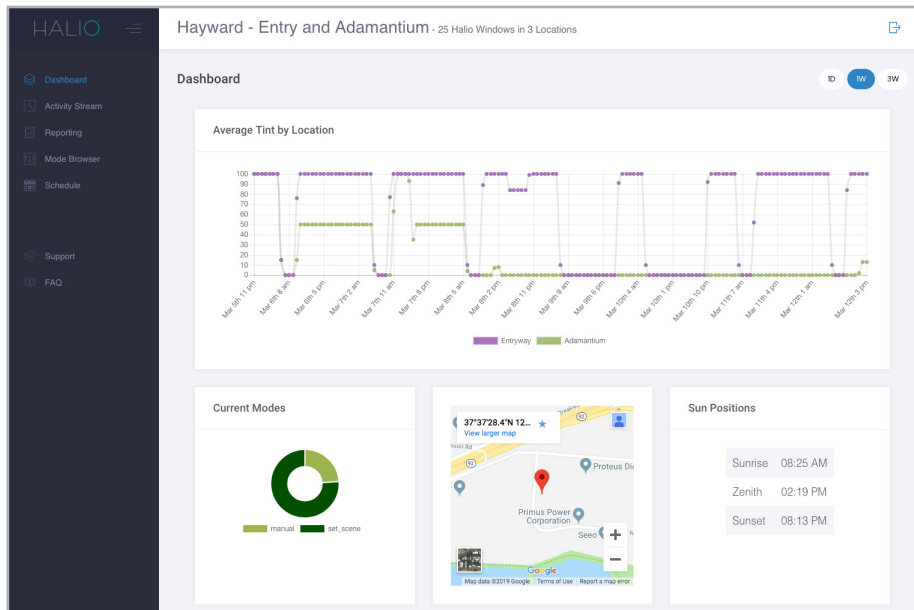


Halio® Dashboard

The Halio Dashboard is a web portal that provides building managers and other authorized users the ability to check the status of the Halio System, verify expected modes, and monitor performance. In addition, the Halio Dashboard allows users to view past activity and look at future activities scheduled by the Halio automation system. The Halio Dashboard is accessible at my.halioglass.com and requires a user account and a password to be set up for each user.



Halio Dashboard home page. Other pages can be accessed using icons on the left.

SUPPORTED FEATURES

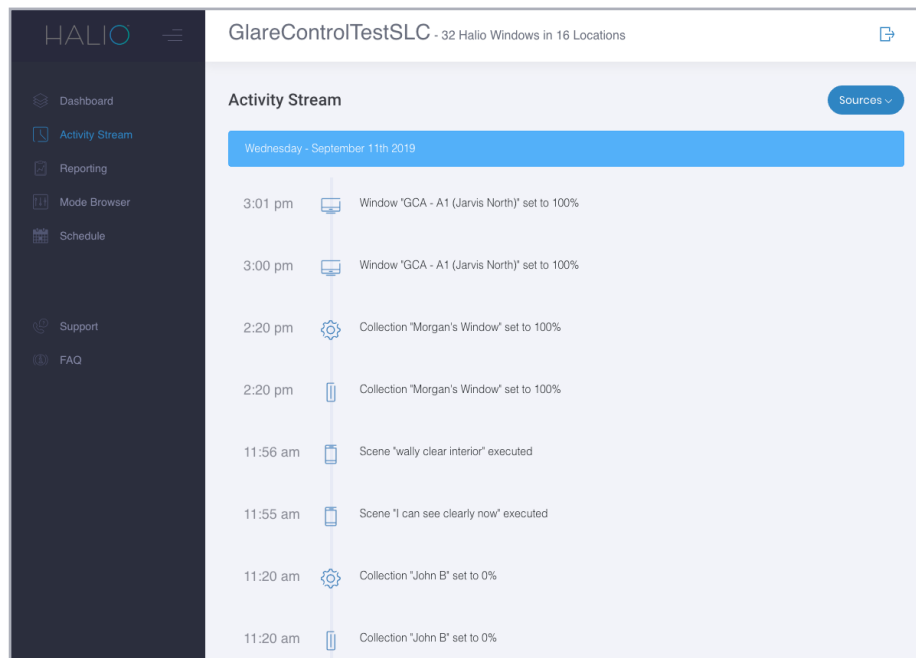
- View current status of the Halio smart window system
- View automation activities, including which mode is running in each location
- See when building occupants are manually adjusting Halio
- View Halio trends in various charts and reports
- View activities by day, or other time period, at a glance
- View statistics to measure the benefits Halio is providing
- View Halio automation schedule
- Get expert help from Halio Support Services, from requesting room name changes to adjusting automation settings
- Browse the Halio FAQ online database for answers to common questions

KEY FEATURES

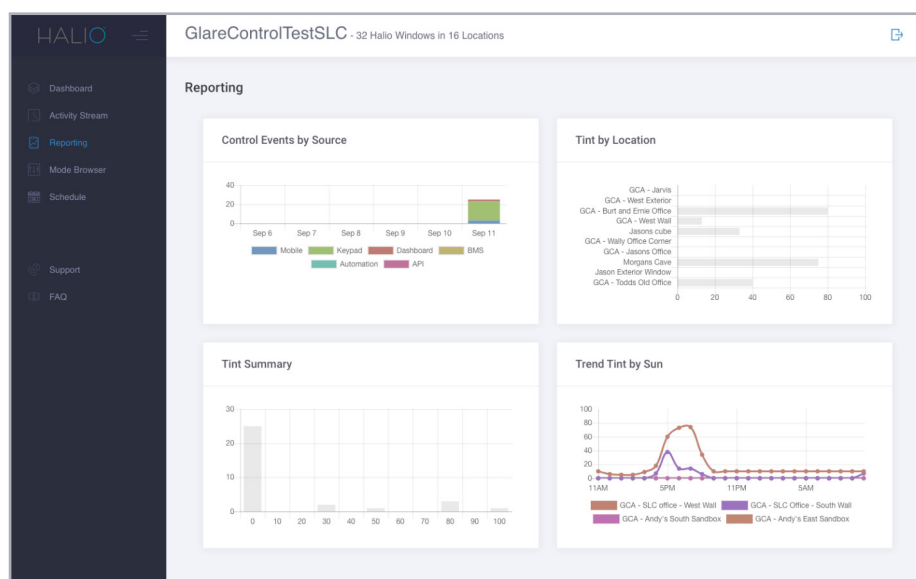
- Secure dashboard available from anywhere in the world and in multiple languages
- Verify the system status of Halio windows
- View scheduled Halio tinting events, modes, and updates
- Review recent tinting activities to see when tinting is occurring and where the action came from
- View reports to understand how Halio is performing so that you can make informed decisions regarding your building
- Quick access to Halio Support Services and FAQ for professional help

SPECIFICATIONS

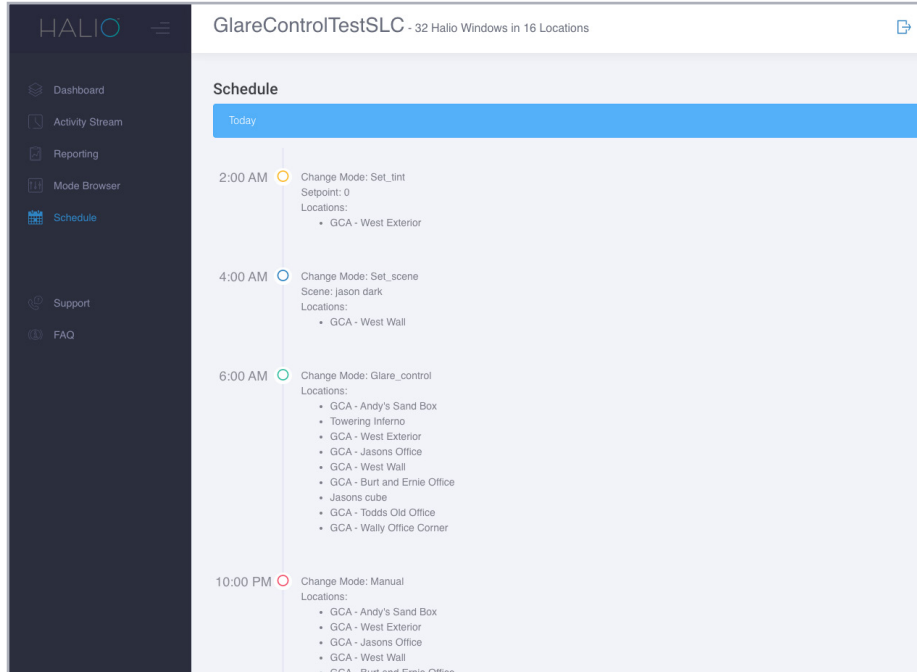
- Secure HTTPS website located at my.halioglass.com
- Provide access to building managers or key personnel who benefit from Halioglass insights
- Provide authorized access to multiple Halioglass sites
- Supported languages: Halioglass will work with you to ensure your language needs are met before the launch of your system



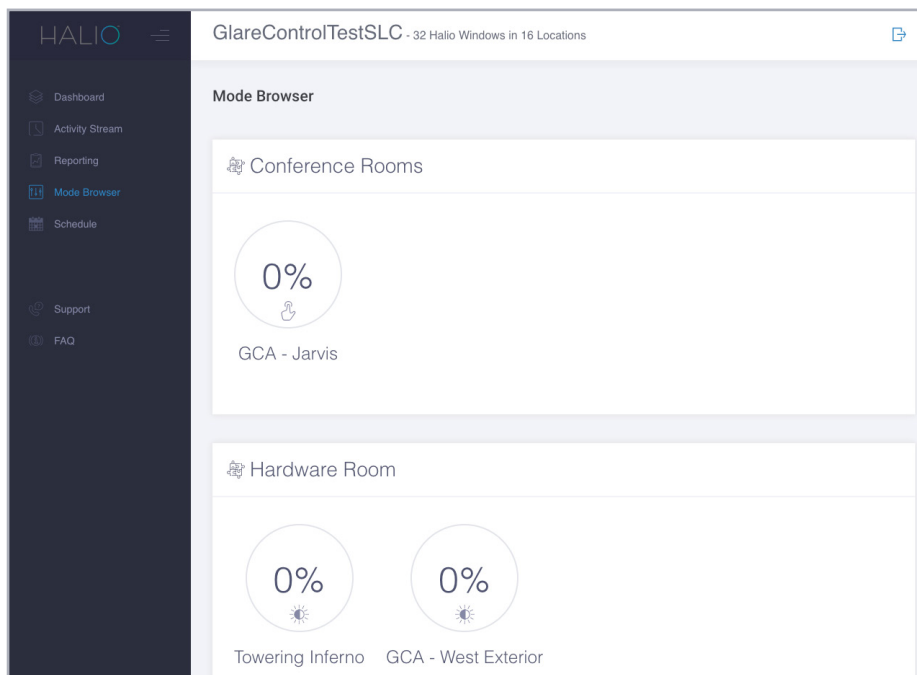
The Halioglass Activity Stream shows recent events that control the Halioglass windows.



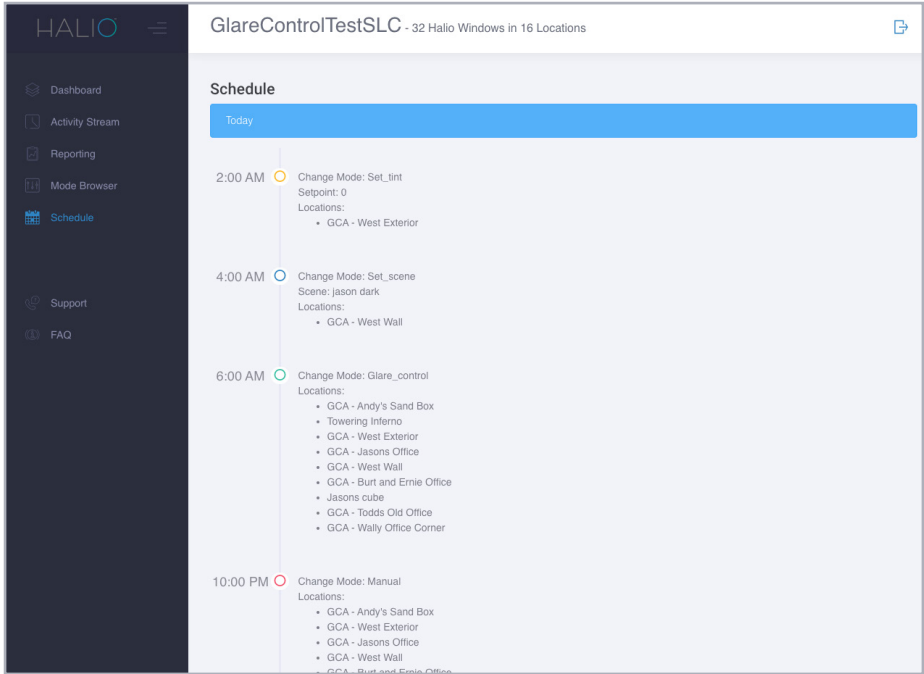
Reporting information includes what is controlling Halioglass, the average tint level of each location, a summary of how many windows are at each tint level, and the tint trend for each facade. This can help you visualize what Halioglass is doing throughout the day.



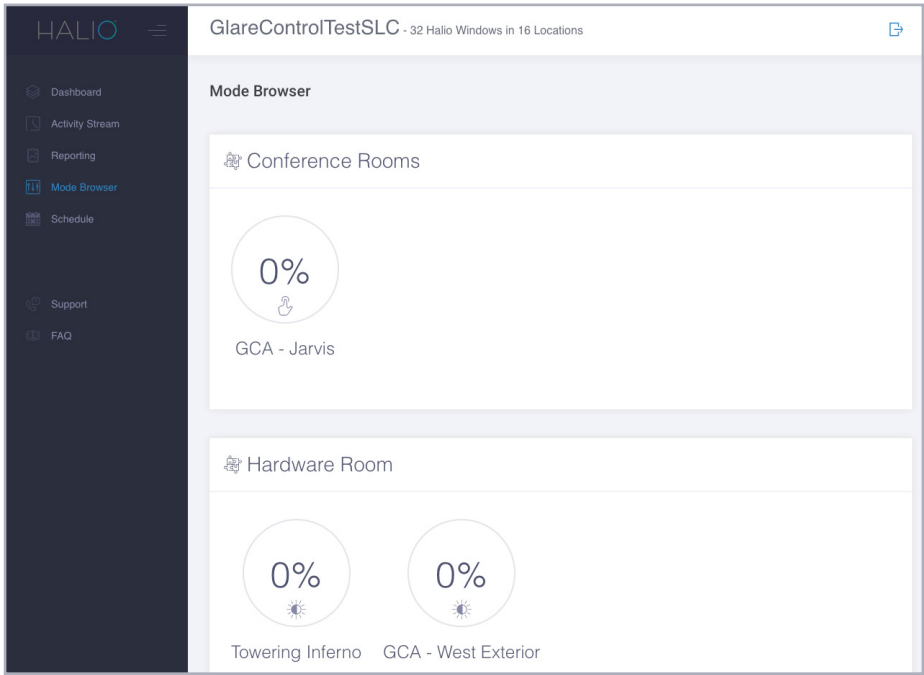
You can view the schedule that Halio has set up for your building in the Dashboard. To make changes to the schedule, simply contact Halio support.



The Mode Browser will show you what mode is running in each location within your building. You can change modes by clicking on one of the locations and choosing the mode you wish to run.



Access support resources in your region from the Dashboard.



See answers to frequently asked questions.

©2019 Kinestral Technologies, Inc. Halio and Kinestral are trademarks of Kinestral Technologies, Inc. Halio North America, LLC and Halio International, S.A. are licensees of the Halio trademark and brand. All other trademarks are owned by their respective manufacturers. HDBV1-20190924