

## AEROCOMPACT®

# COMPACTGROUND RAM

The CompactGROUND RAM product range has been specially developed to meet the worldwide requirements of an efficient ground-mounted rramming system. This system focuses not only on high quality of materials used, but also on simple and fast assembly.

- **NUMEROUS CABLE GUIDING OPTIONS**
- **OPTIMIZED STATICS FOR MAXIMUM EFFICIENCY**
- **MADE IN AUSTRIA**
- **SHORTEST ASSEMBLY TIMES**



# COMPACTGROUND RAM 2.1 STANDARD

**UP TO 750 kWp**

- Short delivery times thanks to storage
- Use for numerous module sizes possible
- Can withstand higher loads and load combinations
- Static improvement assured
- Standard solution for small projects

	SET 1 - Module sizes from 1980 x 995 to 2100 x 1050 mm		SET 2 - Module sizes from 2250 x 1050 to 2384 x 1150 mm		SET 3 - Module sizes from 1730 x 995 to 1850 x 1055 mm	
	Standard	ALPIN	Standard	ALPIN	Standard	ALPIN
<b>Number of modules horiz.</b>	3	3	3	3	4	4
<b>Number of modules vertical</b>	5	5	5	5	5	5
<b>Inclination</b>	20°	20°	20°	20°	20°	20°
<b>Pole distance east – west</b>	3,65 m	2 x 2,20 m	4,10 m	2 x 2,20 m	4,30 m	2 x 2,60 m
<b>Pole distance north – south</b>	3,00 m	3,00 m	3,30 m	3,00 m	3,00 m	3,00 m
<b>Ground clearance (approx.)</b>	0,80 m	0,80 m	0,80 m	0,80 m	0,80 m	0,80 m
<b>Ramming depth (approx.)</b>	1,7 m	1,7 m	1,7 m	1,7 m	1,7 m	1,7 m
<b>Poles per table</b>	4	6	4	6	4	6
<b>Snow load up to (approx.) *</b>	2,9 kN field-table and 1 kN edge-table **	4,5 kN field-table and 4 kN edge-table **	1,9 kN field-table and 0,5 kN edge-table **	3,6 kN field-table and 1,8 kN edge-table **	1,9 kN field-table and 0,8 kN edge-table **	3,6 kN field-table and 1,8 kN edge-table **
<b>Wind load up to *</b>	vb,0 = 27,5 m/s qb,0 = 0,47 kN/m <sup>2</sup>	vb,0 = 27,5 m/s qb,0 = 0,47 kN/m <sup>2</sup>	vb,0 = 27,5 m/s qb,0 = 0,47 kN/m <sup>2</sup>	vb,0 = 27,5 m/s qb,0 = 0,47 kN/m <sup>2</sup>	vb,0 = 27,5 m/s qb,0 = 0,47 kN/m <sup>2</sup>	vb,0 = 27,5 m/s qb,0 = 0,47 kN/m <sup>2</sup>

\* pending on the region / project-related check needed

\*\* The tables in the first two rows (south side) and the tables in the last two rows (north side) are generally considered to be edge-tables. The first two (west side) and the last two (east side) tables in a row are also considered edge-tables.

Figure of example system structure on front page


# COMPACTGROUND RAM 2.1

- Two-pole system for maximum system performance
- Flexible module configuration (4/5/6 modules horizontally)
- Shortest assembly times
- Fast module fastening with click clamps
- Numerous cable-guiding options within the system
- Module inclination 10°/15°/20°/25° possible
- Minimum distance of the lower edge of the module to the ground: 400 mm

These are standard values that can be adjusted according to customer requirements and a certain minimum purchase.

**FROM 750 kWp**

**Arrangement variants**  
Other arrangements are possible after consultation.




# COMPACTGROUND RAM 2.2

The two-pole CompactGROUND RAM 2.2 system is suitable for table lengths of up to 30 m and module inclinations of 10 – 25°.

- Two-pole system for maximum system performance
- Module orientation vertical (portrait)
- Module inclination 0° – 25° possible
- Suitable for table lengths up to 30 m
- Fast module fastening with click clamps
- Minimum distance of the lower edge of the module to the ground: 400 mm

**FROM 3 MW**

**Arrangement variants**  
Other arrangements are possible after consultation.




# COMPACTGROUND RAM 1.1

The vertical and horizontal module arrangement possibilities in the CompactGROUND RAM 1.1 single-pole system increases the application possibilities and lowers the system costs.

- Single-pole system – ideal for mowing
- Module orientation vertical (portrait) or horizontal (landscape)
- Module inclination 0° – 30° possible
- Suitable for table lengths up to 30 m
- Shortest assembly times
- Fast module fastening with click clamps
- Minimum distance of the lower edge of the module to the ground: 400 mm

**FROM 5 MW**

**Arrangement variants**  
Other arrangements are possible after consultation.



# AEROCOMPACT®

- **USE FOR NUMEROUS MODULE SIZES POSSIBLE**
- **10-YEAR PRODUCT WARRANTY**
- **SHORT DELIVERY TIMES THANKS TO STORAGE**
- **HIGH QUALITY MATERIALS**

Description	Efficient open space ramming-system with high quality materials and ergonomic design
Area of application	Open space
Ease of assembly	Shortest assembly times via fast module fixation (click clamps) and just a few components
Module dimensions	Any length and width, frame height 30 – 50 mm
Installation angle	Between 10° – 30°, depending on the system and size of the installation
Row spacing	Can be freely selected according to customer specification
Ground distance	Freely selectable, depending on the system (usually 80 cm)
Statics	The wind and snow load is calculated on a project-specific basis and the system is adapted accordingly.
On-site requirements	Module field planning on the site and soil expertise, including chemical analysis for exact determination of pile-driving depth, is to be provided by the customer.

AEROCOMPACT® GmbH | Gewerbestraße 14 | 6822 Satteins, Austria

T: +43 5524 22566 | E: office@aerocompact.com

[www.aerocompact.com](http://www.aerocompact.com)