

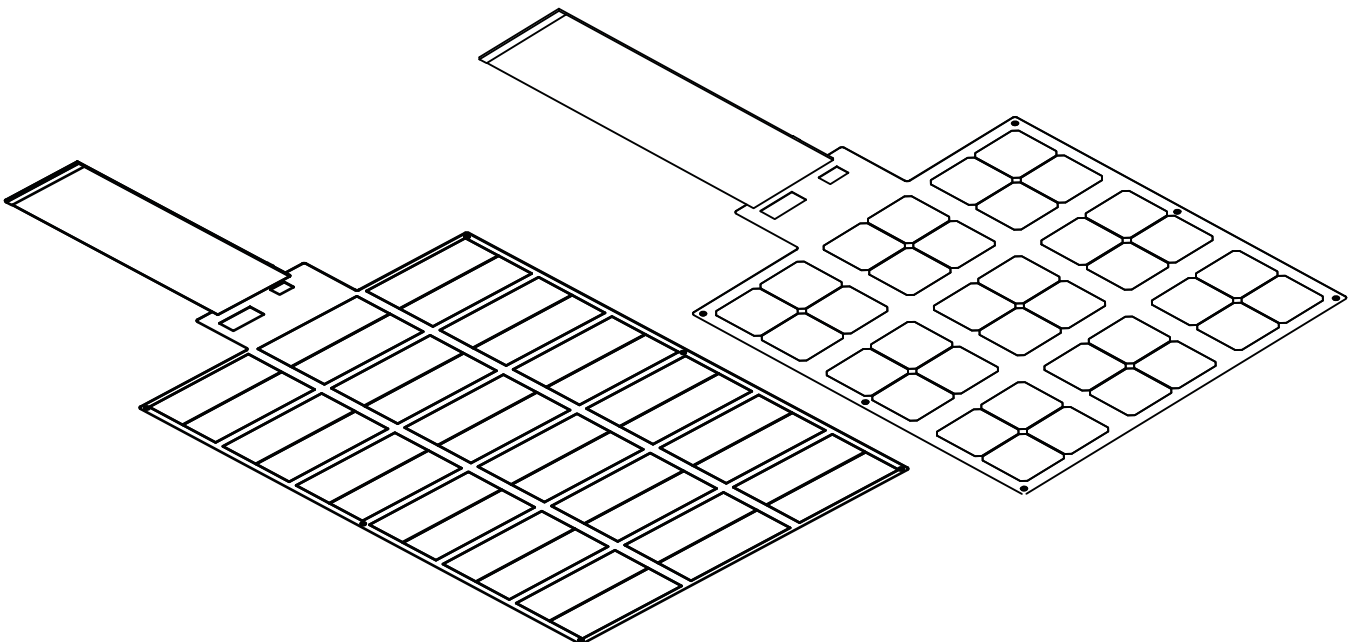
THE POWER OF

REDARC®

SOLAR

Solar Blankets:
Amorphous and
SunPower® Cell

**SAF1112, SSF1115,
SSF1150 & SSF1190**



THE AMORPHOUS AND SUNPOWER® CELL SOLAR BLANKETS

Redarc Solar Blankets are designed to provide high efficiency in a robust, flexible construction. They are constructed using heavy duty canvas and materials making them suitable for off-road and outback conditions.

WARNING & SAFETY INSTRUCTIONS

SAVE THESE INSTRUCTIONS - This manual contains IMPORTANT SAFETY INSTRUCTIONS for REDARC Solar Blankets.

DO NOT OPERATE THE SOLAR BLANKET UNLESS YOU HAVE READ AND UNDERSTOOD THIS MANUAL AND THE SYSTEM IS SETUP AS PER THESE INSTRUCTIONS. REDARC RECOMMENDS THAT ANY REGULATOR/CHARGER BE INSTALLED BY A SUITABLY QUALIFIED PERSON.

⚠ WARNING

RISK OF EXPLOSIVE GASES:

WORKING IN THE VICINITY OF A LEAD-ACID BATTERY IS DANGEROUS. BATTERIES GENERATE EXPLOSIVE GASES DURING NORMAL OPERATION. FOR THIS REASON, IT IS OF UTMOST IMPORTANCE THAT YOU FOLLOW THE INSTRUCTIONS EACH TIME YOU USE THE BLANKET.

⚠ CAUTION

1. Solar Blankets should not be used by persons (including children) with reduced physical, sensory or mental capabilities, or lack of experience and knowledge, unless they are supervised or have been instructed on how to use the appliance by a person responsible for their safety. Children should be supervised to ensure that they do not play with the Solar Blanket.
2. Do NOT use the Solar Blanket to charge non-rechargeable batteries. Doing so may result in harm to the user and/or damage to the regulator and/or solar blanket. Only use the Solar Blanket for charging standard lead acid, calcium content, gel & AGM type 12V batteries.
3. Check the manufacturers data for your battery and ensure that the 'Absorption' voltage of the profile you select does not exceed the manufacturers recommended maximum charging voltage. If the 'Absorption' voltage for your battery type is too high, please select another charging profile. The Solar Blanket is not intended to supply power to a low voltage electrical system other than to charge a battery.
4. NEVER smoke or allow a spark or flame in vicinity of battery or engine. This may cause the battery to explode.
5. **PERSONAL SAFETY PRECAUTIONS**
To assist with the safe operation and use of the Solar Blanket:
 - a) Wear complete eye protection and clothing protection. Avoid touching eyes while working near a battery.
 - b) If battery acid contacts your skin or clothing, remove the affected clothing and wash the affected area of your skin immediately with soap and water. If battery acid enters your eye, immediately flood the eye with running cold water for at least 10 minutes and seek medical assistance immediately.

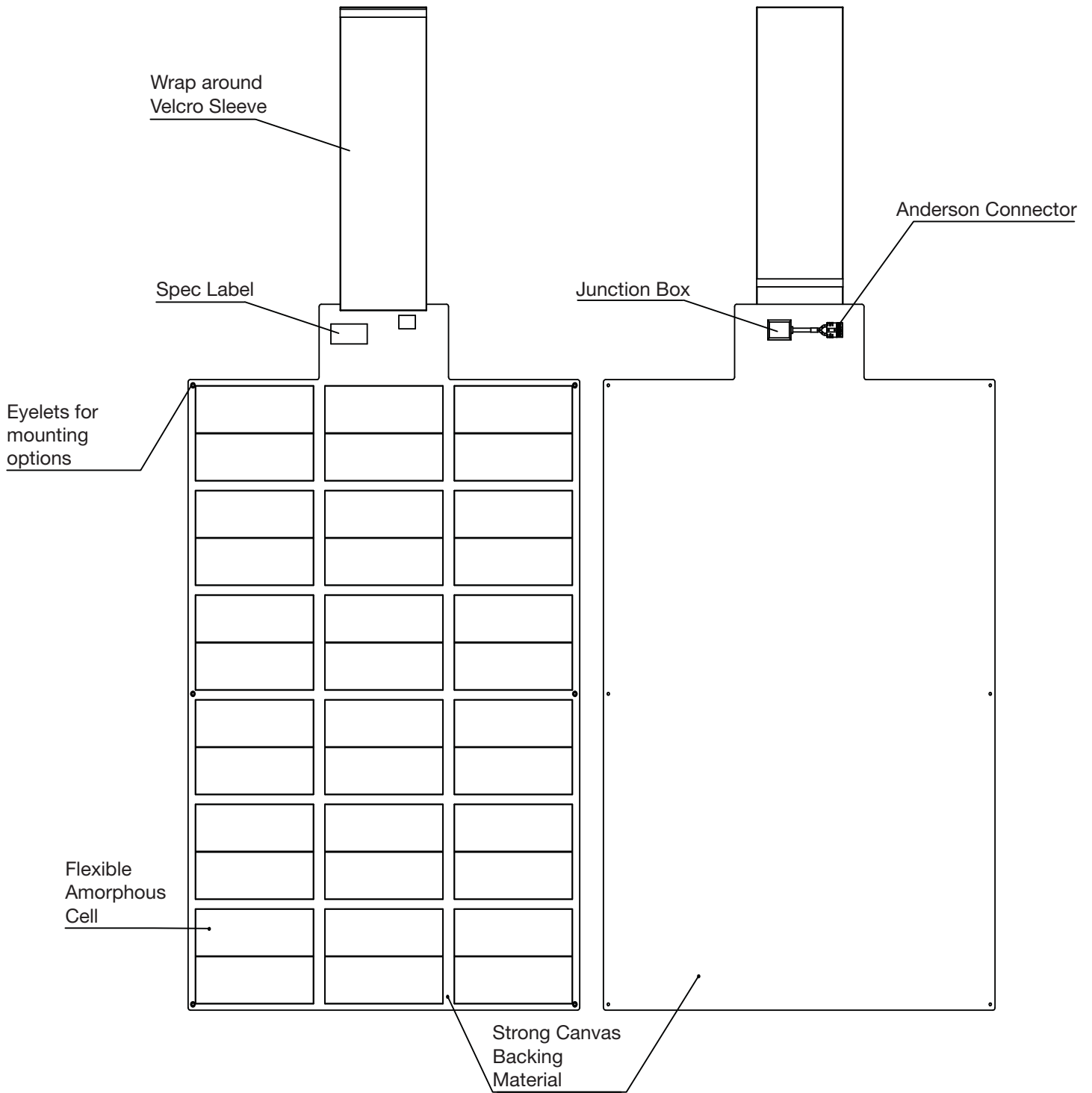
NOTICE

1. The Solar Blanket will achieve best results when proper battery maintenance is regularly performed. This includes but is not limited to checking water and specific gravity levels of the battery.

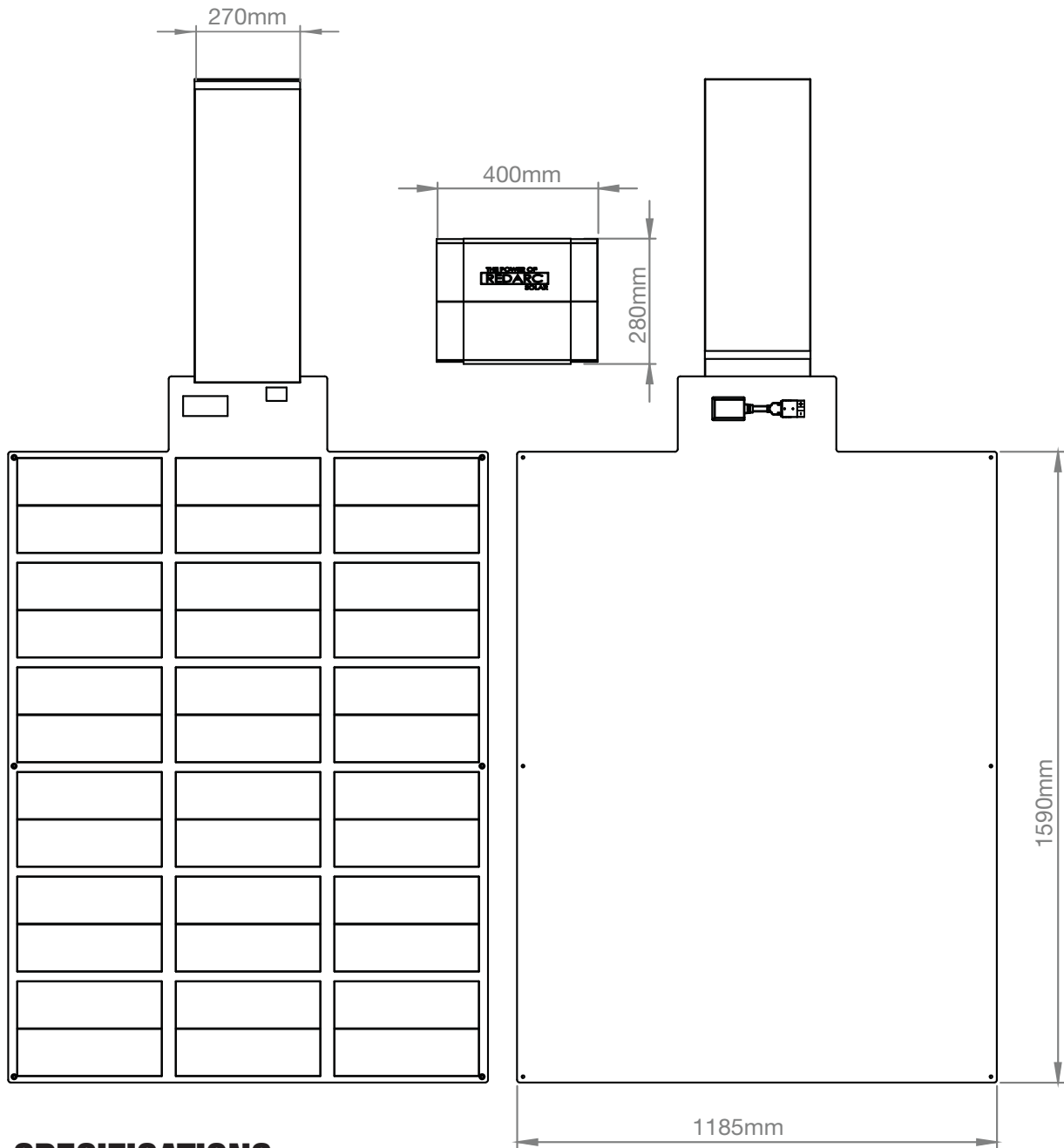
CONTENTS

The Amorphous and SunPower® Cell Solar Blankets	1
Warning & Safety Instructions	1
Contents	2
1. Amorphous Solar Blanket Features	3
2. 112W Amorphous Solar Blanket	4
2.1. Specifications	4
3. SunPower® Cell Solar Blanket Features	5
4. 115W SunPower® Cell Solar Blanket	6
4.1 Specifications	6
5. 150W SunPower® Cell Solar Blanket	7
5.1. Specifications	7
6. 190W SunPower® Cell Solar Blanket	8
6.1. Specifications	8
7. System Wiring	9
7.1. Solar Blanket Connection	9
7.2. Solar Blanket Connection	9
7.3. BCDC Solar Blanket Connection with RK1260	10
7.4. BCDC Solar Blanket Connection	10
8. Solar Blanket Care Guide	11
9. Solar Blanket Setup	12
9.1. Positioning your Solar Blanket	12
9.2. Fuse Protection	13
9.3. Accessories	14

1 AMORPHOUS SOLAR BLANKET FEATURES



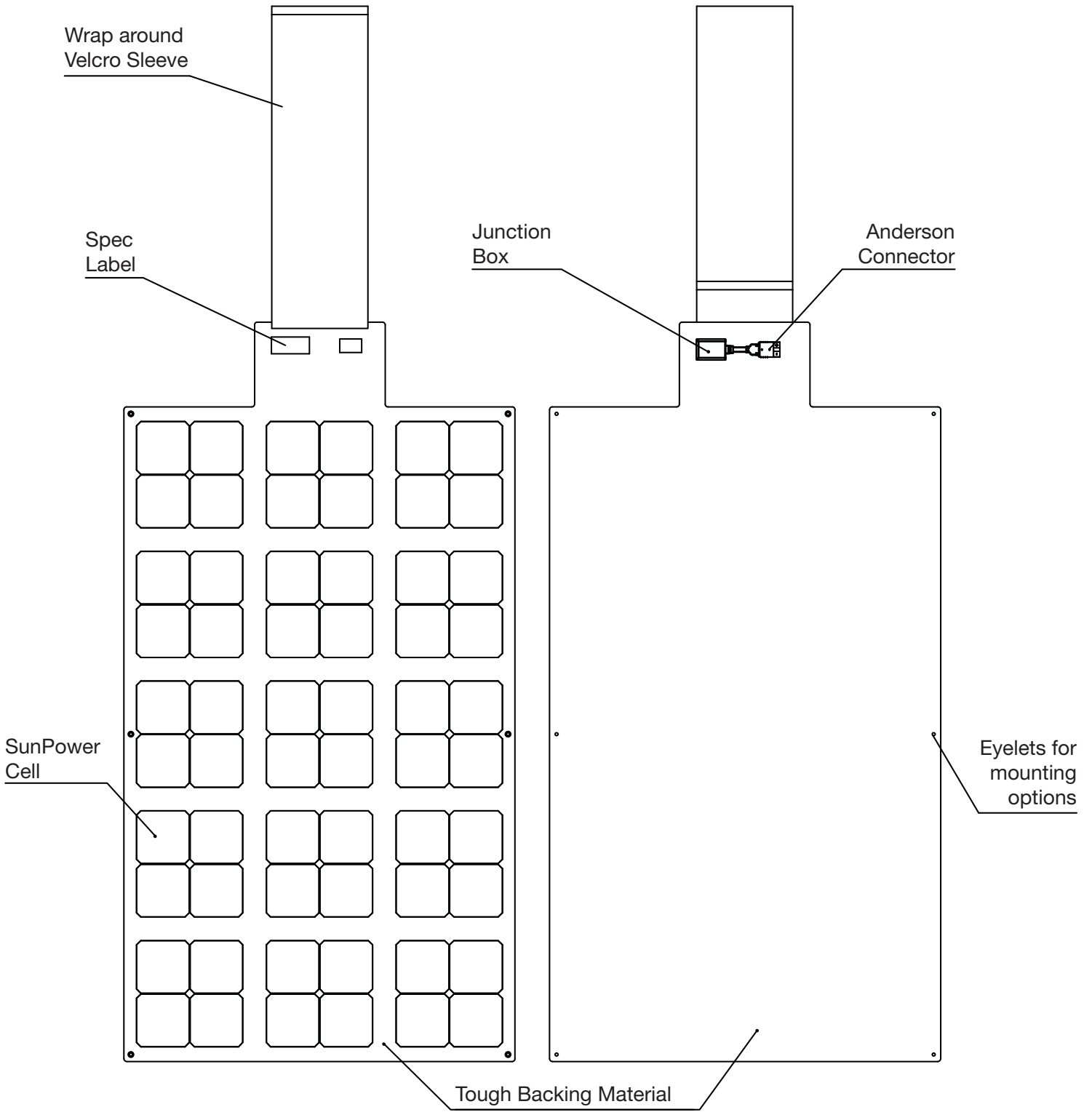
2 112W AMORPHOUS SOLAR BLANKET

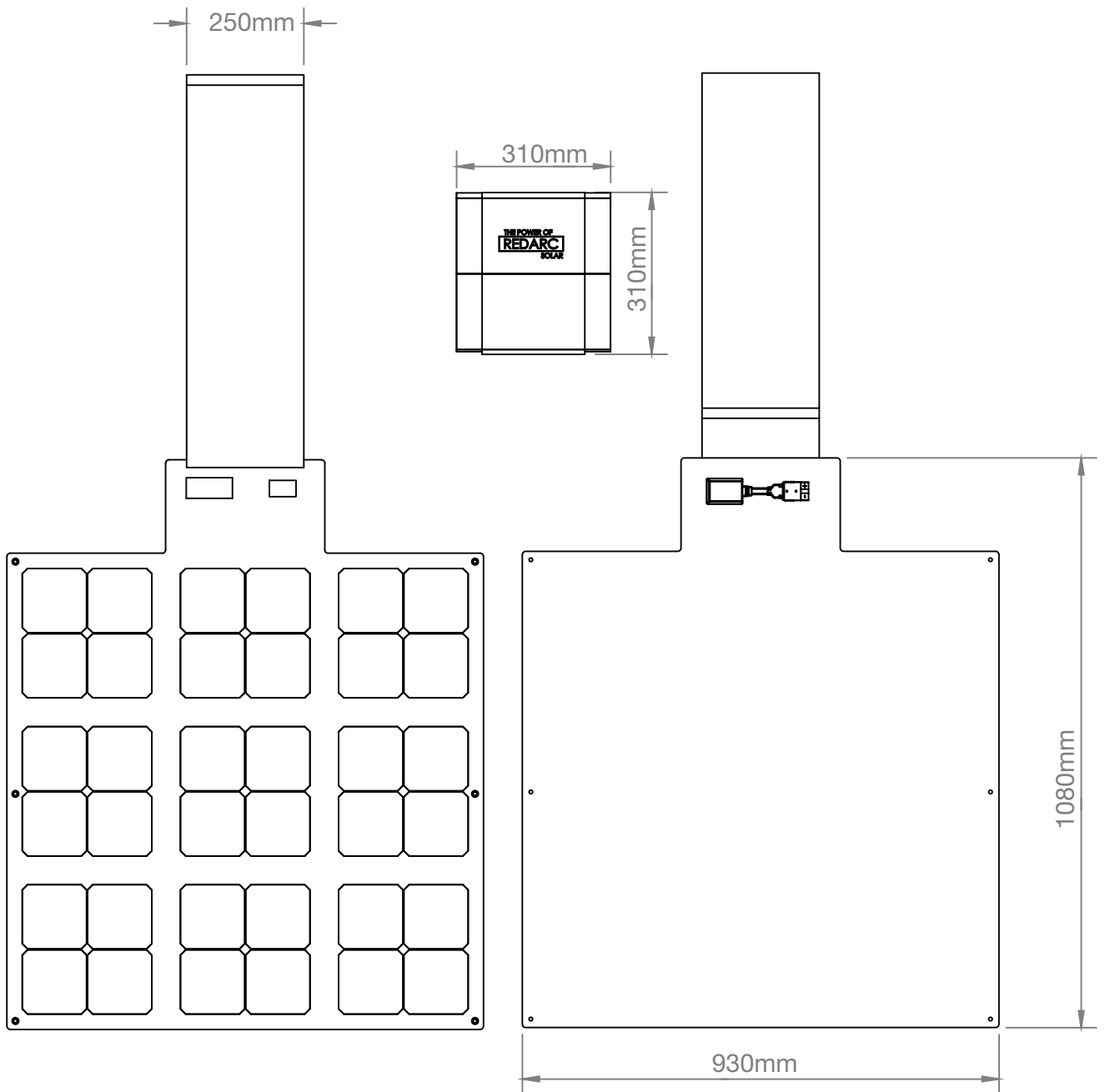


2.1 SPECIFICATIONS

Model	SAF1112	Short circuit Current	7.60A
Cell Type	Amorphous	Cell model	Uni-Solar®
Power (peak*)	112.00W	Backing Material	Canvas
Dimensions (Open)	1860x1185x2mm	Cable length	120mm
Dimensions (Closed)	400x280x100mm	Operating temp.	0° to +85°C
Max power Voltage	18.00V	Net Weight	4.8kg
Max power Current	6.30A	Mounting Eyelets	Yes (6)
Open circuit Voltage	24.00V	Tolerance	3%

*Peak power refers to the total calculated cell power before transmissive losses from laminates and atmospheric conditions.

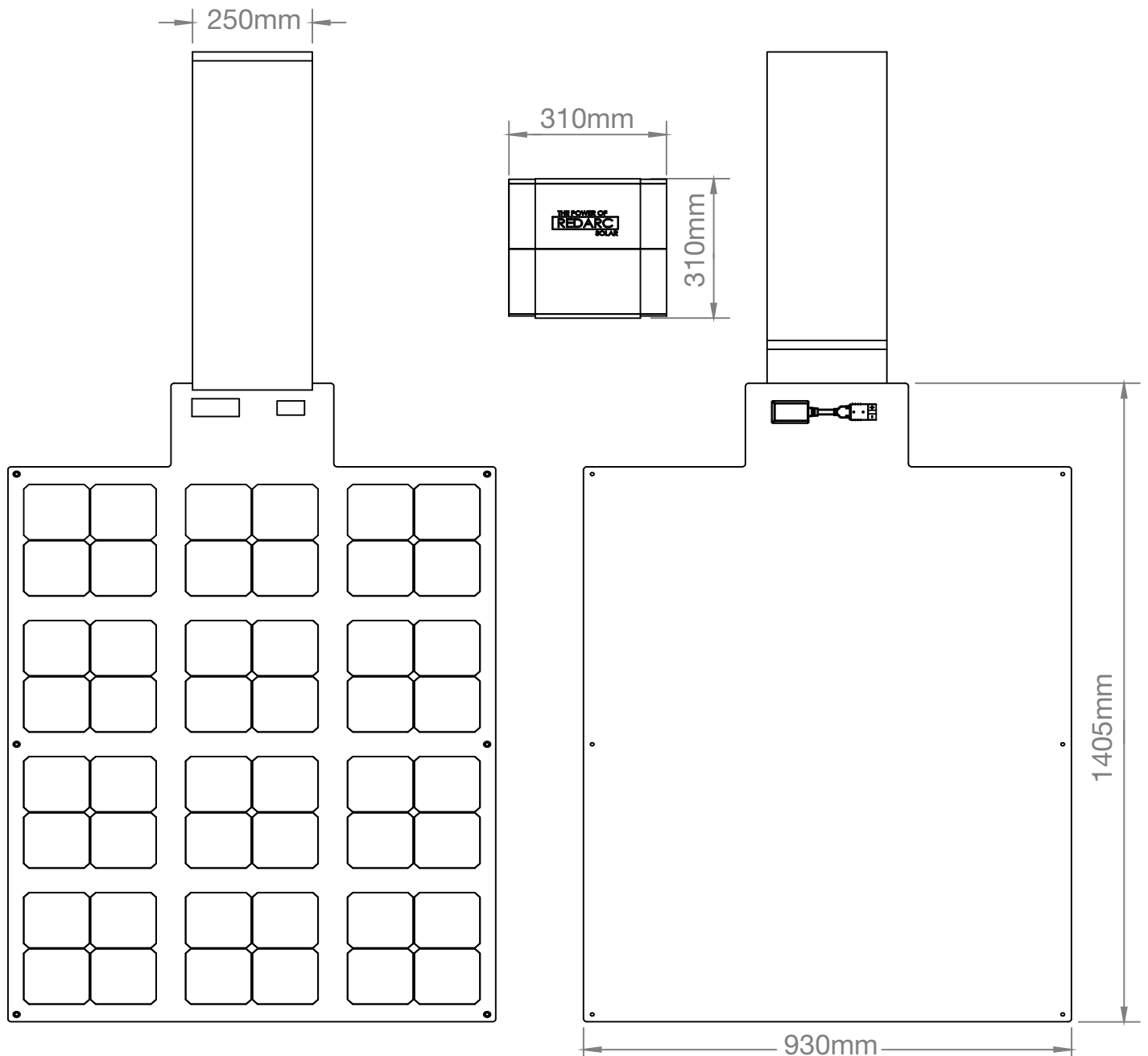




4.1 SPECIFICATIONS

Model	SSF1115	Short circuit current	6.17A
Cell type	SunPower®	Min. Regulator Size	10A
Power (peak*)	114.84W	Connector type	Anderson™ SB™50
Dimensions (open)	1080x930x4mm	Extension cable	Not Included
Dimensions (closed)	310x310x65mm	Temperature range	0°C to +85°C
Max power voltage	19.8V	Weight	4.5kg
Max power current	5.8A	Mounting Eyelets	Yes (6)
Open circuit voltage	23.76V	Tolerance	3%

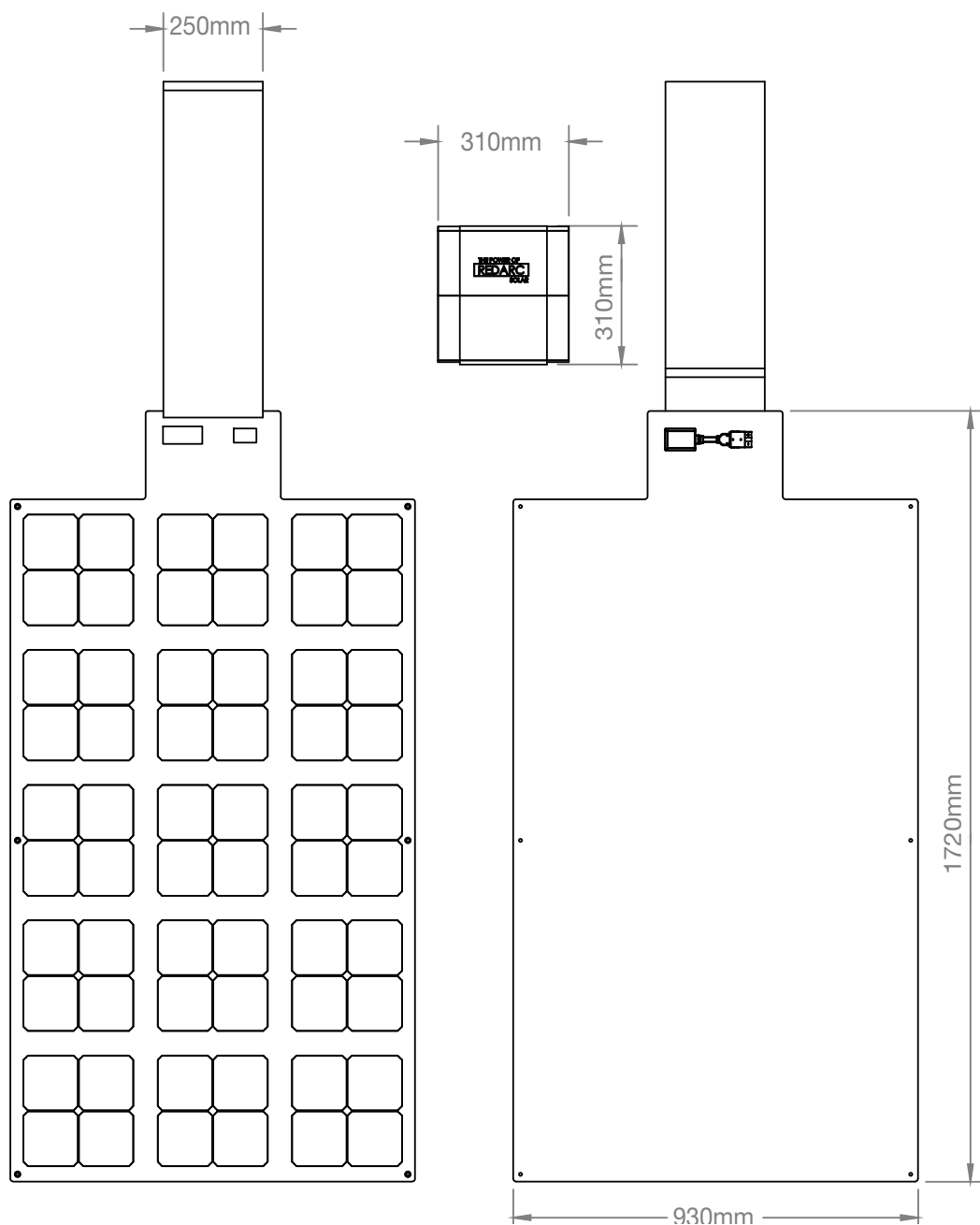
*Peak power refers to the total calculated cell power before transmissive losses from laminates and atmospheric conditions.



5.1 SPECIFICATIONS

Model	SSF1150	Short circuit current	9.26A
Cell type	SunPower®	Min. Regulator Size	20A
Power (peak*)	153.12W	Connector type	Anderson™ SB™50
Dimensions (open)	1405x930x4mm	Extension cable	Not Included
Dimensions (closed)	310x310x75mm	Temperature range	0°C to +85°C
Max power voltage	17.6V	Weight	6.0kg
Max power current	8.7A	Mounting Eyelets	Yes (6)
Open circuit voltage	21.12V	Tolerance	3%

*Peak power refers to the total calculated cell power before transmissive losses from laminates and atmospheric conditions.

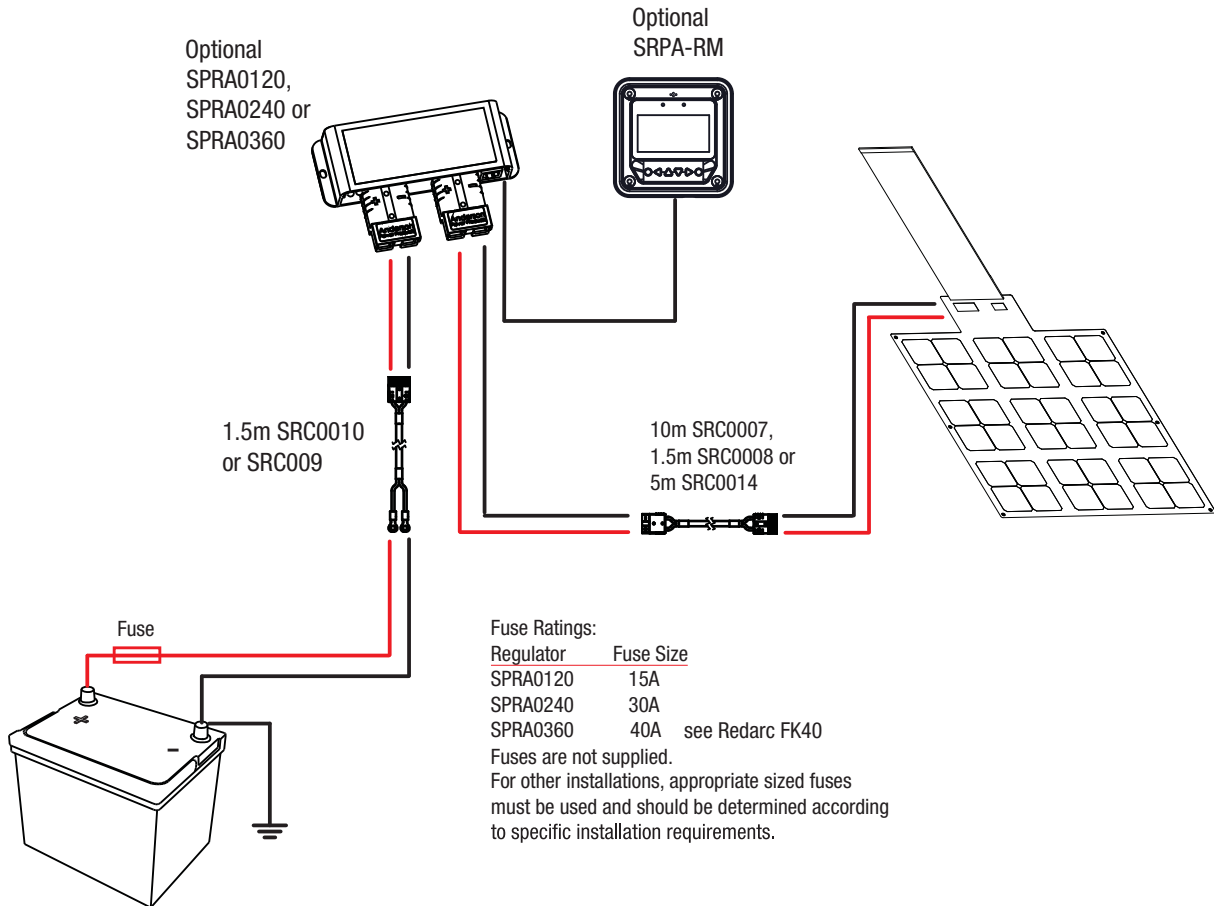


6.1 SPECIFICATIONS

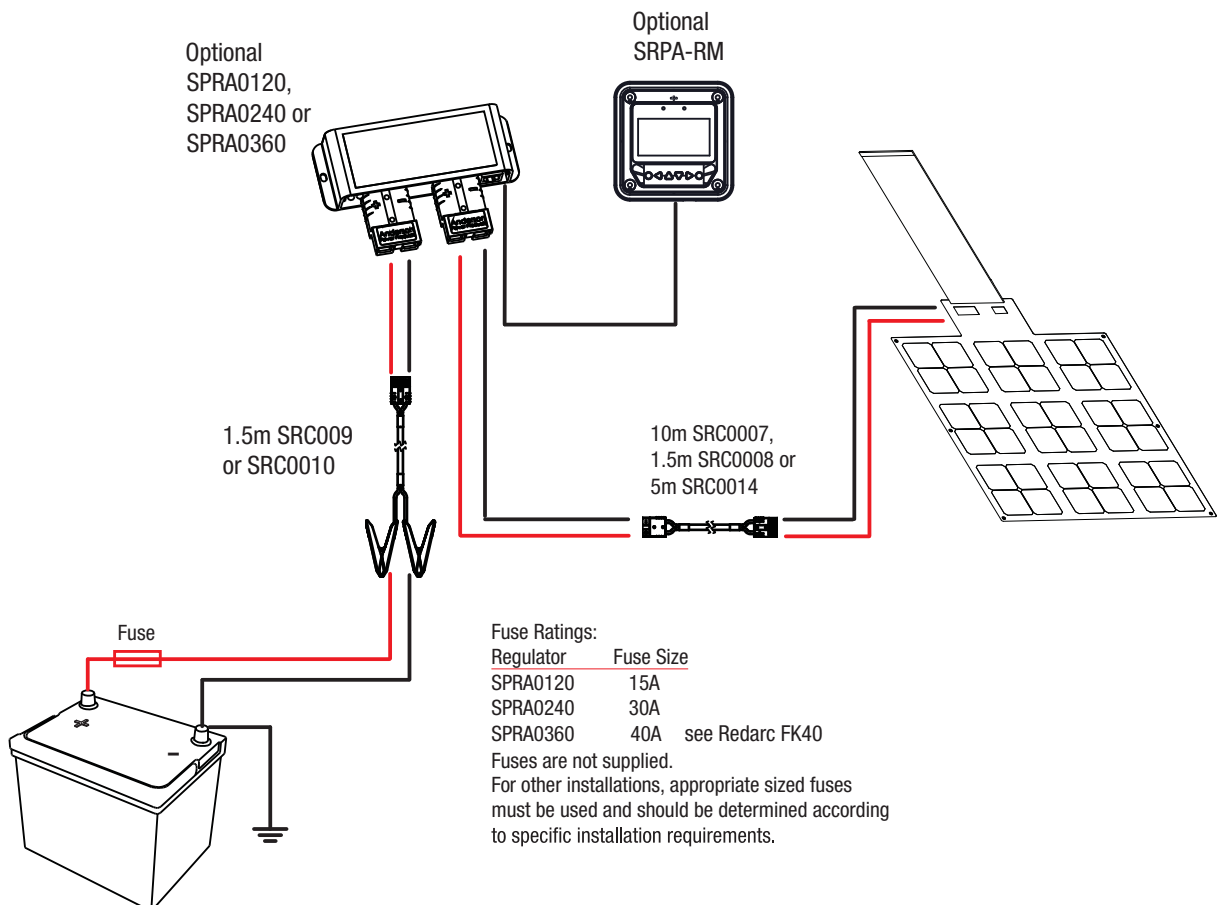
Model	SSF1190	Short circuit current	12.34A
Cell type	SunPower®	Min. Regulator Size	20A
Power (peak*)	191.4W	Connector type	Anderson™ SB™50
Dimensions (open)	1720x930x4mm	Extension cable	Not Included
Dimensions (closed)	310x310x90mm	Temperature range	0°C to +85°C
Max power voltage	16.5V	Weight	7.2kg
Max power current	11.6A	Mounting Eyelets	Yes (6)
Open circuit voltage	19.8V	Tolerance	3%

*Peak power refers to the total calculated cell power before transmissive losses from laminates and atmospheric conditions.

7.1 SOLAR BLANKET CONNECTION

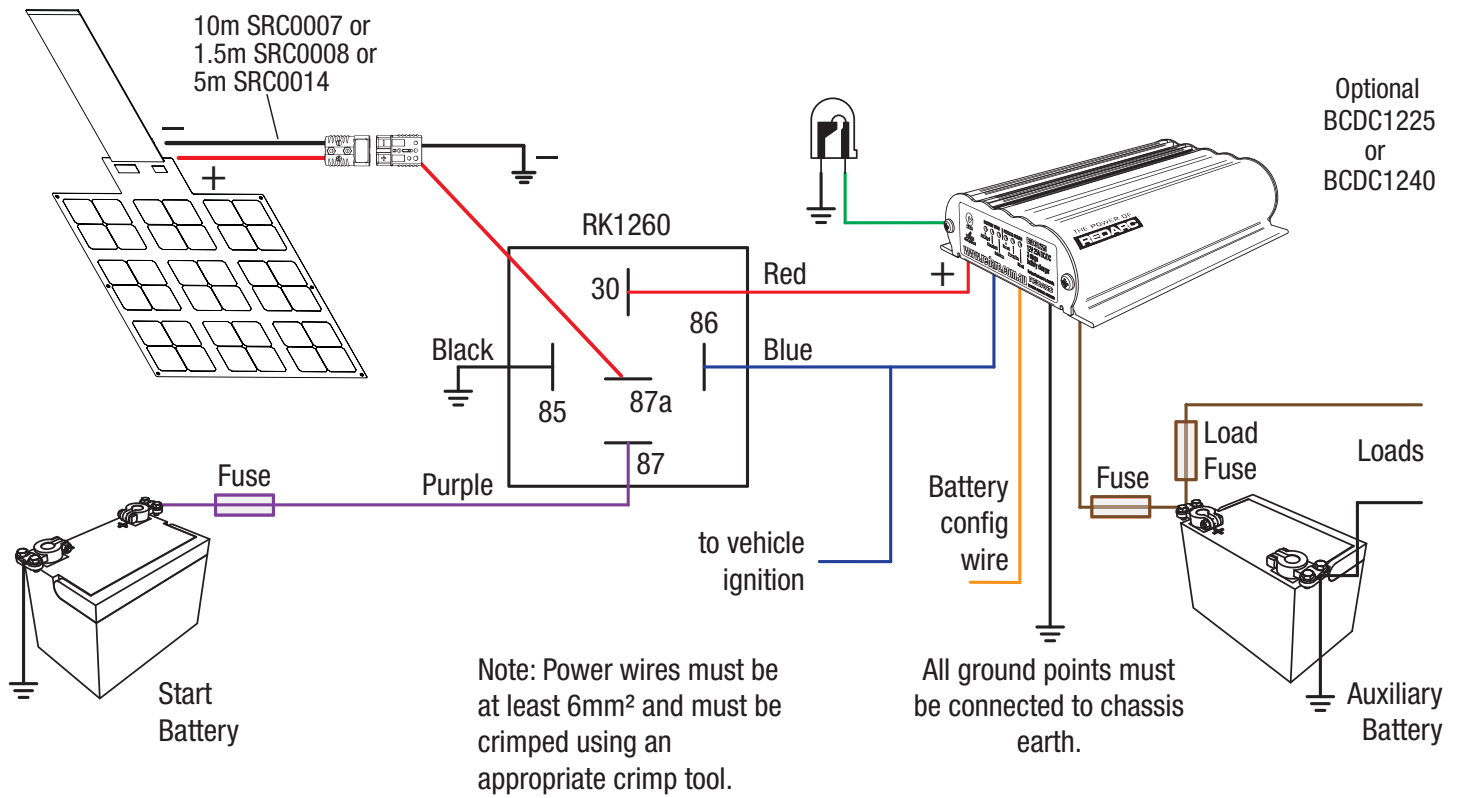


7.2 SOLAR BLANKET CONNECTION

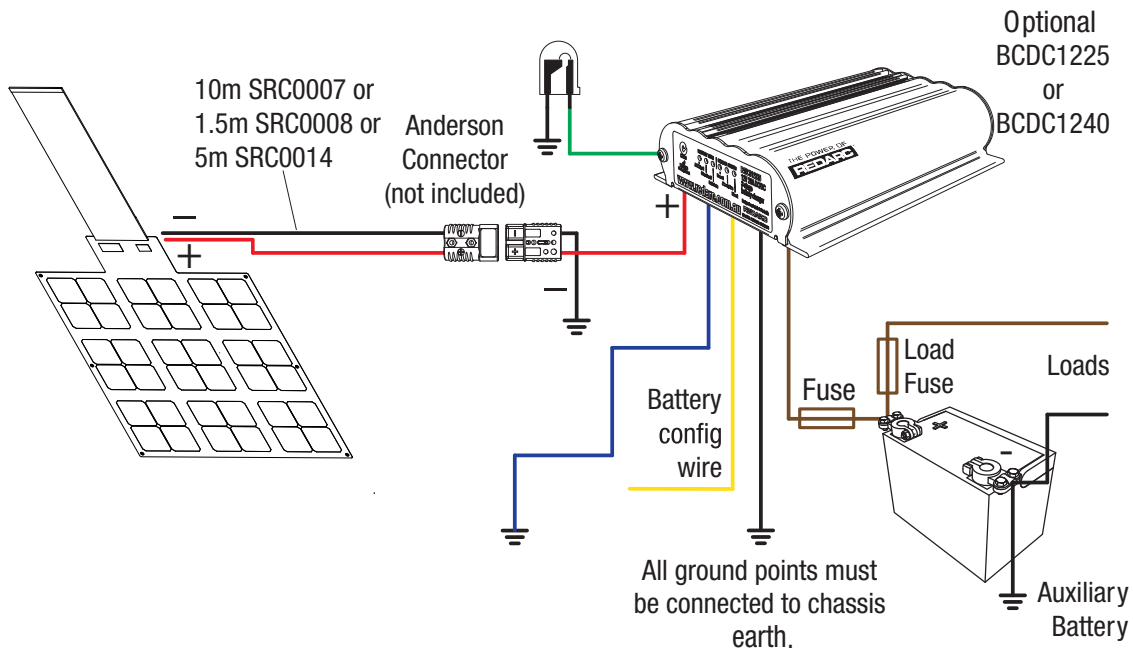


7 SYSTEM WIRING

7.3 BCDC SOLAR BLANKET CONNECTION WITH RK1260

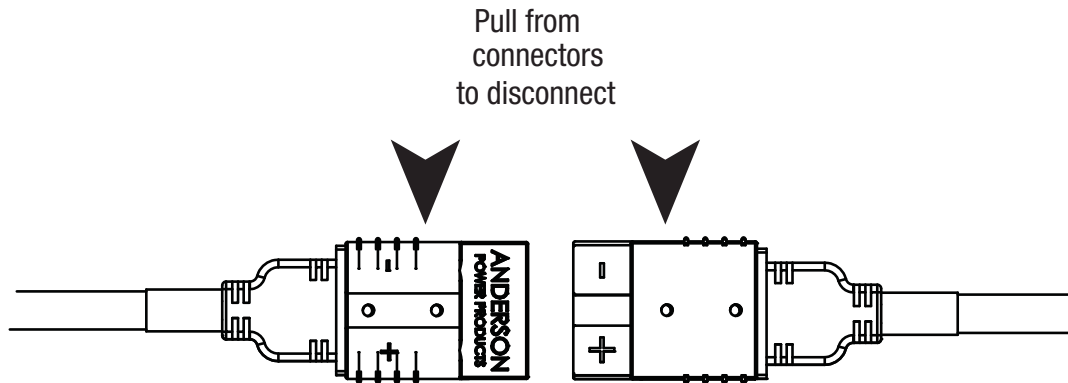


7.4 BCDC SOLAR BLANKET CONNECTION



Connecting my Solar Blanket

- Take care when connecting & disconnecting the Anderson™ plug to avoid damage to the cable and junction box
- Always pull from the connectors and not from the cable



Using my Solar Blanket

- While in use, place the wrap around velcro sleeve behind the panel
- Redarc solar blankets are UV stabilised however their use will subject the materials to high UV exposure where product appearance will change
- Do not walk on the Solar Blanket

Cleaning my Solar Blanket

- Prevent scratches and increase charging performance by keeping the solar blanket free from dust, dirt or sand
- Allow your blanket to cool before cleaning
- Do not use any chemical cleaning agents
- Carefully remove dust or dirt using a sponge or damp clean chamois and dry with a soft microfibre cloth

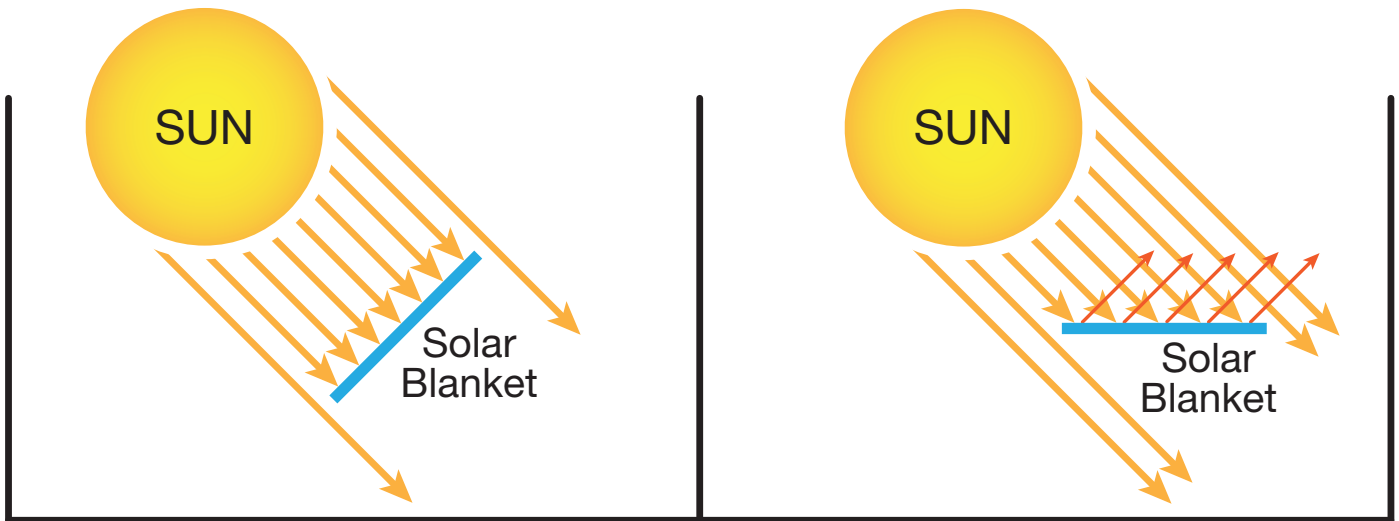
Storing my Solar Blanket

- Allow your solar blanket to dry before folding away
- Store your solar blanket in a dry, cool place
- Take care to store your blanket securely to prevent damage during transit

9 SOLAR BLANKET SETUP

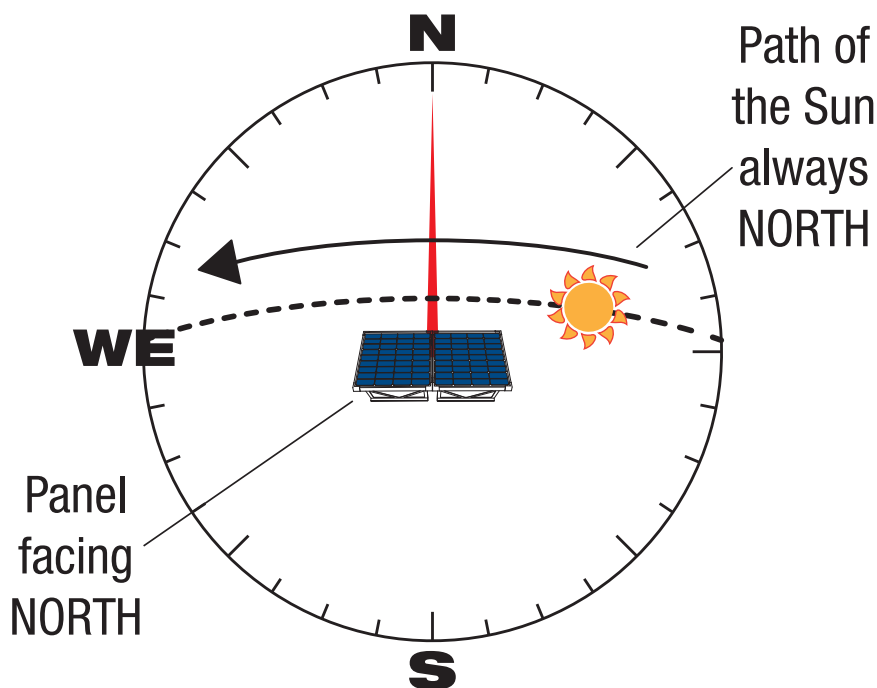
9.1 POSITIONING YOUR SOLAR BLANKET

REDARC solar blankets will perform at their peak with the panel face angled directly towards the sun. Peak power refers to the total actual cell power before transmissive losses from laminates and atmospheric conditions. As REDARC amorphous and monocrystalline solar blankets are portable and lightweight, it is possible to adjust the angle and position of your panel across the course of the day, with reference to the sun's position. If this is not desirable, REDARC recommend having your panels face NORTH at an angle of between 20° and 40° from the ground. This will ensure the best total output from your panel across the course of the day, no matter what season. Do not permanently shade part of the blanket.




Keep the Solar Blanket pointing towards the sun throughout the day.

A lot of the sun's available energy can be lost if not pointed directly at the sun.



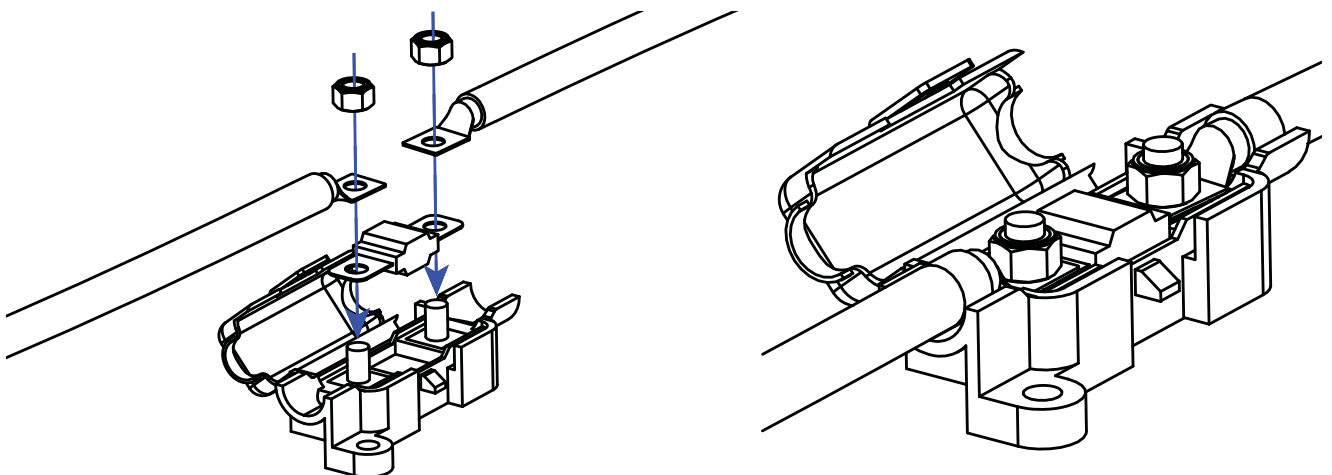
9 SOLAR BLANKET SETUP

REDARC Amorphous and SunPower® Cell solar blankets features reinforced eyelets at the four corners and sides of the panel to allow for various mounting options. These panels can also be setup across your vehicle, caravan or tent and can be used to provide shade as well as performing their power generating function.



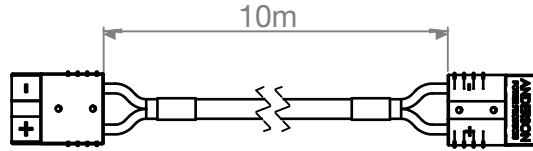
9.2 FUSE PROTECTION

Fuse protection is required for wire and component protection in case of short circuit. Fuses are to be fitted as close as possible to the battery positive terminal. REDARC recommend using MIDI style bolt down fuses as they ensure a low resistance connection. The REDARC FK40 and FK60 fuse kits are recommended. Blade type fuses are not recommended as they can result in high resistance connection which causes excess heat and may damage the fuse holder and/or the wiring. Self-resetting circuit breakers are not recommended as they may trip prematurely due to the heat generated by the current flowing through the wires.

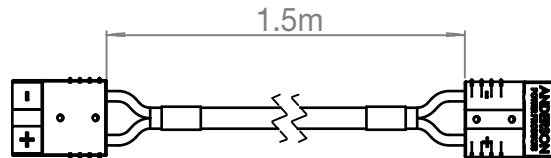


9.3 ACCESSORIES

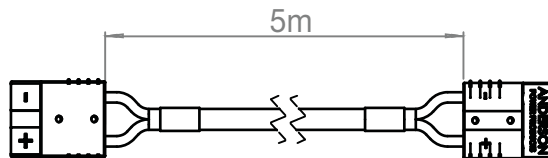
SRC0007 - 10M ANDERSON™ TO ANDERSON™ CABLE



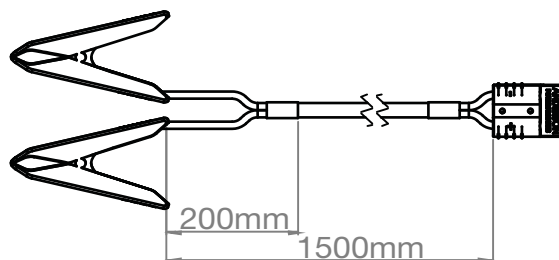
SRC0008 - 1.5M ANDERSON™ TO ANDERSON™ CABLE



SRC00014 - 5M ANDERSON™ TO ANDERSON™ CABLE

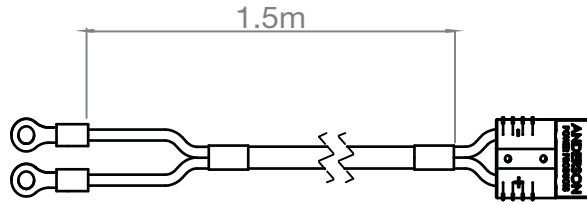


SRC0009 - 1.5M ANDERSON™ TO BATTERY CLIP CABLE

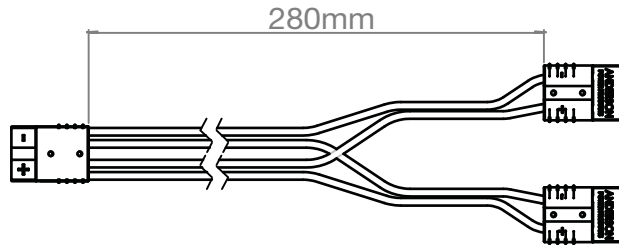


9.3 ACCESSORIES

SRC0010 - 1.5M ANDERSON™ TO BATTERY TERMINAL CABLE



SRC0012 - 0.3M PARALLEL ANDERSON™ TO ANDERSON™ CONNECTOR



REDARC SOLAR PRODUCT WARRANTY

Over the last three decades our company has established a reputation as the power conversion specialist.

A 100% Australian-owned company, we have met the needs of customers in transport and other industries through exciting, innovative thinking.

We believe in total customer satisfaction and practice this by offering our customers:

- Technical advice free of jargon and free of charge
- Prompt turnaround of orders throughout Australia and globally
- Friendly, personalised, professional service and product support

In the unlikely event that a technical issue arises with a Redarc product, customers are encouraged to initially contact the Redarc Technical Support Team on (08) 8322 4848 or power@redarc.com.au for prompt and efficient diagnosis and product support.

Our goods come with guarantees that cannot be excluded under the Australian Consumer Law. You are entitled to a replacement or refund for a major failure and compensation for any other reasonably foreseeable loss or damage. You are also entitled to have the goods repaired or replaced if the goods fail to be of acceptable quality and the failure does not amount to a major failure.

The benefits of this Warranty are in addition to other rights and remedies available at law in respect of the Solar Products and shall not derogate from any applicable mandatory statutory provisions or rights under the Australian Consumer Law.

Redarc Electronics Pty Ltd atf the Redarc Trust trading as Redarc Solar ("**Redarc**") offers a warranty in respect of its Solar Products where the Solar Products are purchased from an authorised Redarc Solar distributor or reseller by a person ("**Purchaser**"), on the terms and conditions, and for the duration, outlined below in this document ("**Warranty**").

1. In this Warranty, the term **Solar Products** means:

- 1.1 Redarc Solar Monocrystalline Solar Panels;
 - 1.2 Redarc Solar Monocrystalline Folding Portable Solar Panel Kits;
 - 1.3 Redarc Solar Monocrystalline Folding Solar Panels;
 - 1.4 Redarc Solar Amorphous Flexible Solar Panels;
 - 1.5 Redarc Solar Amorphous Folding Solar Panels;
- (collectively the "**Modules**");
- 1.6 Redarc Solar Regulators and Displays;
 - 1.7 all other solar products manufactured or supplied by Redarc that are designed for use in recreational vehicles and boats, not otherwise specifically referred to in this clause 1; and
 - 1.8 any component of or accessory for any product in clause 1.1 to 1.7 (inclusive) manufactured or supplied by Redarc.

Offer and duration of product warranties

2. Subject to this clause 2, Redarc warrants that its Solar Products will be free, under normal application, installation, use and service conditions, from defects in materials and workmanship affecting normal use, for the relevant periods set out below:

- 2.1 Redarc Solar Monocrystalline Solar Panels – 5 years from the date of purchase;
- 2.2 Redarc Solar Monocrystalline Folding Portable Solar Panel Kits – 5 years from the date of purchase;
- 2.3 Redarc Solar Monocrystalline Folding Solar Panels – 2 year from the date of purchase;;
- 2.4 Redarc Solar Amorphous Flexible Solar Panels – 2 years from the date of purchase;
- 2.5 Redarc Solar Amorphous Folding Solar Panels – 2 years from the date of purchase;
- 2.6 Redarc Solar Regulators and Displays – 2 years from the date of purchase; and
- 2.7 all other Solar Products not otherwise set out in this clause 2 – 2 years from the date of purchase.

3. Where a Solar Product malfunctions (excluding as a result of a reduction in power output levels, which is the subject of clause 4) or becomes inoperative during the relevant warranty period applicable to that Solar Product pursuant to clause 2, due to a defect in materials or workmanship, as determined by Redarc, then subject to further rights conferred by the Australian Consumer Law on the Purchaser, Redarc will, in exercise of its sole discretion, either:

- 3.1 repair the defective Solar Product;
- 3.2 replace the defective Solar Product; or
- 3.3 provide a refund to the Purchaser for the purchase price paid for the defective Solar Product,

without charge to the Purchaser.

4. Redarc warrants that:

- 4.1 if any Redarc Solar Monocrystalline Solar Panels or any Redarc Solar Monocrystalline Folding Portable Solar Panel Kits exhibit a power output of less than 80% of Peak Power under Standard Test Conditions, within 25 years of the date of purchase;
- 4.2 if any Redarc Solar Monocrystalline Folding Solar Panels, Redarc Solar Amorphous Flexible Solar Panels or any Redarc Solar Amorphous Folding Solar Panels exhibit a power output of less than 80% of Peak Power under Standard Test Conditions, within 5 years of the date of purchase; and such loss of power is determined by Redarc to be due to a defect in materials or workmanship, then subject to further rights conferred by the Australian Consumer Law on the Purchaser, Redarc will, in exercise of its sole discretion, either:
 - 4.3 make up the loss in power by supplying the Purchaser with relevant additional Modules; or
 - 4.4 repair or replace the defective Modules, without charge to the Purchaser.

5. For the purposes of clause 4:

- 5.1 Peak Power means the minimum peak power level in Watts that a Module generates in its maximum power point (as stated on the label affixed to the Module or on the product information sheet accompanying the Module); and

5.2 **Standard Test Conditions** means:

- (a) light spectrum of AM 1.5;
- (b) an irradiation of 1,000 Watts per square metre; and
- (c) a cell temperature of 25 degrees centigrade at right angle irradiation,

the measurements being carried out in accordance with IEC61215 as tested at the connectors or junction box terminals (as applicable) per the calibration and testing standards of Redarc in effect on the date of manufacture of the Module.

6. The warranties given by Redarc in clauses 2 to 4 cover the reasonable costs of delivery and installation of any repaired or replaced Solar Products or components of Solar Products to the Purchaser's usual residential address notified to Redarc, together with the reasonable costs of removal and return of any Solar Products determined by Redarc to be defective.

7. If the Purchaser incurs expenses of the nature referred to in clause 6 in the context of making a claim pursuant to this Warranty that is accepted by Redarc, the Purchaser will be entitled to claim for reimbursement of those expenses which Redarc determines, in exercise of its sole

discretion, to be reasonably incurred, provided that the claim is notified to Redarc in writing at the postal address or email address specified in clause 23 and includes:

- 7.1 details of the relevant expenses incurred by the Purchaser; and
- 7.2 proof of the relevant expenses having been incurred by the Purchaser.

Exclusions and limitations

8. This Warranty will not apply to, or include any defect, damage, fault, failure or malfunction of a Solar Product, which Redarc determines to be due to:
 - 8.1 normal wear and tear or exposure to weather conditions over time;
 - 8.2 accident, misuse, abuse, negligence, vandalism, alteration or modification;
 - 8.3 non-observance of any of the instructions supplied by Redarc, including instructions concerning installation, configuring, connecting, commissioning, use or application of the Solar Product, including without limitation choice of location;
 - 8.4 failure to ensure proper maintenance of the Solar Product strictly in accordance with Redarc's instructions or failure to ensure proper maintenance of any associated equipment or machinery;
 - 8.5 repairs to the Solar Product that are not strictly in accordance with Redarc's instructions;
 - 8.6 installation, repairs or maintenance of the Solar Product by, or under the supervision of, a person who is not a qualified auto electrician or technician, or if non-genuine or non-approved parts have been fitted;
 - 8.7 faulty power supply, power failure, electrical spikes or surges, lightning, flood, storm, hail, extreme heat, fire or other occurrence outside the control of Redarc;
 - 8.8 use other than for any reasonable purpose for which the Solar Product was manufactured;
 - 8.9 any indirect or incidental damage of whatever nature outside the control of Redarc.
9. Warranty claims in respect of a Solar Product must be made in writing to Redarc at the postal address or email address specified in clause 23 within the relevant warranty period applicable to that Solar Product pursuant to clause 2 or clause 4. Such claims must include the following:
 - 9.1 details of the alleged defect or fault and the circumstances surrounding the defect or fault;
 - 9.2 evidence of the claim, including photographs of the Solar Product (where the subject of the claim is capable of being photographed);
 - 9.3 the serial number of the Solar Product, specified on the label affixed to the Solar Product; and
 - 9.4 proof of purchase documentation for the Solar Product from an authorised distributor or reseller of Redarc, which clearly shows the date and place of purchase.The return of any Solar Products without the prior written instructions of Redarc will not be accepted by Redarc.
10. Without limiting any other clause in this Warranty, Redarc has the right to reject any warranty claim made by a Purchaser pursuant to this Warranty where:
 - 10.1 the Purchaser does not notify Redarc in writing of a warranty claim within relevant warranty period applicable to that Solar Product;
 - 10.2 the Purchaser does not notify Redarc in writing of a warranty claim within 1 month of becoming aware of the relevant circumstances giving rise to the claim, so that any further problems with the Solar Product are minimised;
 - 10.3 the serial number of the Solar Product has been altered, removed or made illegible without the written authority of Redarc;
 - 10.4 the Purchaser is unable to provide proof of purchase documentation in accordance with clause 9.4 or evidence that the Solar Product was properly installed, and that proper maintenance has been performed on the Solar Product, by, or

under the supervision of, a qualified auto electrician or technician, in accordance with the instructions of Redarc.

11. If the Solar Product is found to be working satisfactorily on return to Redarc or upon investigation by Redarc, the Purchaser must pay Redarc's reasonable costs of testing and investigating the Solar Product in addition to shipping and transportation charges. Where Redarc is in possession of the Solar Product, the Solar Product will be returned to the Purchaser on receipt of the amount charged.
12. Any replaced Solar Products or components of Solar Products shall become the property of Redarc.
13. Redarc may, in exercise of its sole discretion, deliver another type of Solar Product or component of a Solar Product (different in size, colour, shape, weight, brand and/or other specifications) in fulfilling its obligations under this Warranty, in the event that Redarc has discontinued manufacturing or supplying the relevant Solar Product or component at the time of the warranty claim, or where such Solar Product or component is superior to that originally purchased by the Purchaser.

Other conditions of Warranty

14. If the Purchaser acquired a Solar Product for the purpose of resupply, then this Warranty shall not apply to that Solar Product.
15. In particular, the sale of a Solar Product via an online auction, online store or other internet website by a party that is not an authorised distributor or reseller of the Solar Product will be deemed to be a resupply within the meaning of the Australian Consumer Law and will render this Warranty void, as Redarc has no control over the storage, handling, quality or safety of Solar Products sold by such persons.
16. A Purchaser shall only be entitled to the benefit of this Warranty after all amounts owing in respect of the Solar Product have been paid.
17. While Redarc warrants that the Solar Products will be free from defects in materials and workmanship in the circumstances set out in this Warranty, to the maximum extent permitted by law Redarc does not warrant that the operation of the Solar Products will be uninterrupted or error-free.
18. To the maximum extent permitted by law, Redarc's determination of the existence of any defect and the cause of any defect will be conclusive.
19. Spare parts or materials for the Solar Products are guaranteed to be available for a period of at least 2 years after purchase of the Solar Products.
20. The agents, officers and employees of any distributor or reseller of the Solar Products and of Redarc are not authorised to vary or extend the terms of this Warranty.
21. Redarc shall not be responsible or liable to the Customer or any third party in connection with any non-performance or delay in performance of any terms and conditions of this Warranty, due to acts of God, war, riots, strikes, warlike conditions, plague or other epidemic, fire, flood, blizzard, hurricane, changes of public policies, terrorism and other events which are beyond the control of Redarc. In such circumstances, Redarc may suspend performance of this Warranty without liability for the period of the delay reasonably attributable to such causes.
22. If a clause or part of a clause in this Warranty can be read in a way that makes it illegal, unenforceable or invalid, but can also be read in a way that makes it legal, enforceable and valid, it must be read in the latter way. If any clause or part of a clause in this Warranty is illegal, unenforceable or invalid, that clause or part is to be treated as removed from this Warranty, but the rest of this Warranty is not affected.

Redarc's contact details

23. Redarc's contact details for the sending of warranty claims under the Warranty are:

Redarc Electronics Pty Ltd

23 Brodie Road (North), Lonsdale SA 5160

Email: power@redarc.com.au

Telephone: +61 8 8322 4848

AUSTRALIAN DESIGNED AND ENGINEERED

This product has been specified and tested in Australia in accordance with REDARC specifications and testing requirements by REDARC Engineers. You can be assured that this product meets the stringent quality levels of all REDARC products.



© 2016 Anderson Power Products™, Inc.
All rights reserved.



For free technical assistance please contact
Redarc Electronics
23 Brodie Road North, Lonsdale SA
(08) 8322 4848
power@redarc.com.au
www.redarcsolar.com.au

Copyright © 2016 Redarc Electronics Pty Ltd. All rights reserved.

This product is manufactured in China.