

THE POWER OF

REDARC

TOW-PRO ELECTRIC TRAILER BRAKE CONTROLLERS

THE POWER OF
REDARC



IN THIS MODULE

1. Why would you need it?
2. What does it do?
3. Variants available
4. Pairing with other products
5. Suitable applications
6. Video summary

WHY WOULD YOU NEED IT



In most US States, any trailer above 3000lbs GTM must be fitted with some form of brakes and if the trailer is above 2,000kg these brakes must be electric. In order to control the electric brakes there must be a brake controller installed in the vehicle.

The most innovative and popular brake controller on the market is REDARC's Tow Pro Elite brake controller.

THE POWER OF
REDARC

Unique to the Tow-Pro Elite is the ability for the driver to select from two different modes of braking: Proportional mode (highway driving) or User Controlled (all-terrain, all-weather conditions) allowing drivers to manually choose most appropriate method of braking based on road conditions, experience or preference.

The Tow Pro Elite allows the user to control their electric braking force so they can tow an RV, camper or trailer across any terrain, in any weather whether on or off-road and have the ability to tailor their vehicle's braking response to suit conditions.

The Tow-Pro Liberty is the reliable simplicity of proportional braking for every day hauling.





WHAT DOES IT DO?



DASH MOUNTED INSTALLATION

TOW-PRO MODEL

	 ELITE	 LIBERTY
Proportional Mode (inertia sensing) for highway driving	✓	✓
User-Controlled Mode for off-road driving	✓	
Active Calibration	✓	✓
Dash mounted remote head	✓	✓
Remote head meets UNECER21 and FMVSS 201 safety standards	✓	✓
Suitable for 12 volt systems	✓	✓
Suitable for 24 volt systems	✓	
Operates electric and electric/hydraulic brakes	✓	✓
Dexter & Tuson Sway Control System approved	✓	✓
1-2 trailer axles	✓	✓
1-3 trailer axles	✓	
Includes TPSI-001 Universal Switch Insert	✓	
Includes Universal Bare Cable Harness	✓	

VEHICLE-SPECIFIC INSTALL ACCESSORIES


The REDARC Tow-Pro Range is supported with a host of accessory products designed to simplify installation, with a range of vehicle specific and universal accessories available.

ACCESSORIES SELECTOR TOOL: [CLICK HERE](#)



SWITCH INSERT PANELS

There is a range of vehicle specific and universal switch insert panels, to aid in the installation of the remote head unit into the vehicle dash.



WIRING KITS

Vehicle specific and common universal wiring kits are available to simplify the installation of the brake controller module effectively.

INSTALLATION ACCESSORIES

Mounting brackets, protection devices, relay kits and other such things

