

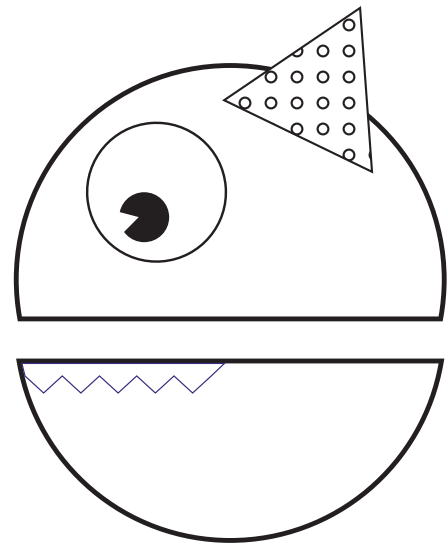



# Homemade Peg Puppets

It's time to put on a puppet show! Colour in these kooky characters, then carefully cut them out (under adult supervision). Glue the top part of their head onto the top of the peg, and the bottom on the base and you're ready to put on a show!

## Materials

- Scissors to cut out the characters
- Four pegs
- Glue
- Colouring in tools, pencils, pens, paint, whatever you have around the house!
- Decorations such as wool and glitter



Find us on Facebook @CastleTowers and Instagram @Castle\_Towers to stay up to date with all our latest news!

**CASTLE TOWERS**