


International Departures Screening Sequence Powders, Liquids, Aerosols and Gels (PLAGS)

1




If you are travelling on an international flight from Gold Coast Airport you will need to undergo an extra screening process to comply with international regulations. When you arrive at security, join the queue and wait.

2



Place any hats, headphones or sunglasses and computer gear including chargers, mice, and other cords, into trays.

3




Place any powders, liquids, gels, aerosols into another tray.

4




If you are carrying powders, liquids, aerosols or gels above 100ml, you may not be allowed to take them through security. If you have bottles with drinks in them, you can refill them once past security.

5



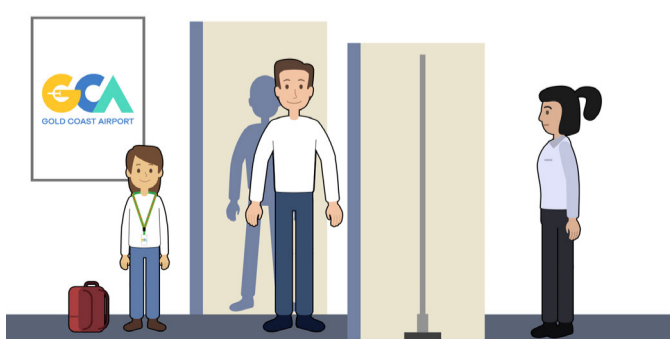
Your trays will be taken through the scanner.

6



You will get your items back after they have been scanned.

7



You may be asked to go through a body scanner again. Remember to carefully listen to instructions from the security staff.